









Résultats de la compétition
Demi-finale nationale G1
Mouvoux
20 et 21 mai 2023

1. FEMININ NIVEAU3 11 + . SA_DA (individuels)

1.1. Résultats par équipes

	Equipe	Club					Total
1	Vigneux sur seine	91--Espérance de Vigneux	37.2	38.1	37.2	37.8	150.3
2	Morsang sur orge	91--Morsang sur Orge	35.7	38.7	37.5	37.2	149.1
3	Outreau	62--Outreau	33.8	38.4	37.2	38.8	148.2
4	Conflans	78--PLM Conflans Gym	33.8	36.8	37.1	37.9	145.6
5	Lambersart	59--SMG Lambersart	33.2	38.0	36.9	36.9	145.0
6	Orsay	91--Caorsay	35.2	36.1	35.2	37.9	144.4
7	St Chéron	91--Elan gym st cheron	33.4	37.3	36.4	37.2	144.3
8	LUC gym	59--Luc gym	33.1	38.5	34.6	37.6	143.8
9	Chilly Morangis	91--Cgmc	34.2	35.1	36.6	36.1	142.0
10	Marcoussis	91--Asm	33.2	33.4	36.4	38.1	141.1
11	Douai	59--Douai	32.8	37.0	34.7	36.0	140.5
12	Houilles 2	78--Avant-Garde de Houilles	31.7	38.3	34.3	35.3	139.6
	Brie comte robert	77--Scbgym	33.1	35.5	34.2	36.8	139.6
14	Ecuelles	77--AVENIR GYM M.L.O.	33.0	33.1	36.8	36.2	139.1
15	Gargenville	78--Espérance de gargenville	31.6	34.8	36.0	36.2	138.6
16	Lieusaint	77--CERCLE GYMNIQUE LIEUSAINTAIS	32.3	31.5	34.5	35.6	133.9
17	Arras	62--Arras	32.1	31.4	31.5	36.6	131.6

1.2. Résultats individuels





	Gymnaste	Equipe	Annee					Total
1	CHAZEL LUDIVINE	Vigneux sur seine	2006	13.3	13.5	12.6	13.1	52.5
2	PROUTEAU MARINE	Morsang sur orge	1996	12.8	13.5	12.8	12.7	51.8
3	MALGHEM JADE	Outreau	2006	11.4	13.4	12.1	13.5	50.4
4	ROUX LUCIE	Conflans	2002	11.8	13.2	12.1	13.0	50.1
	POIRSON LOU	Orsay	1997	12.7	13.1	11.4	12.9	50.1
6	DESAINS MARIE	Outreau	2001	11.2	12.7	13.0	12.8	49.7
7	AURIERES ROMY	Morsang sur orge	2006	11.6	12.8	12.7	12.3	49.4
8	RAULT LISON	LUC gym	2003	11.2	13.0	12.3	12.5	49.0
9	PARIS MELISSA	Ecuelles	2005	11.1	11.8	12.8	12.9	48.6
	CHARBONNIER CORALIE	Lieusaint	2002	11.5	12.5	12.7	11.9	48.6
11	VOLT ZOE	Lambersart	1997	11.3	12.5	11.7	12.9	48.4
12	SIMOES EVA	St Chéron	2003	11.1	12.3	12.3	12.5	48.2
	DUPUY MAELLE	Chilly Morangis	2007	11.4	12.1	13.4	11.3	48.2
14	JEGOU MAELYS	Outreau	2009	11.2	12.3	12.1	12.5	48.1
15	FERREZ MIA	Conflans	2002	10.9	11.5	12.8	12.7	47.9
	ANSART COLINE	Morsang sur orge	1994	11.3	12.4	12.0	12.2	47.9
17	CERCUS LISON	Lambersart	2000	10.9	12.4	12.7	11.8	47.8
18	SICHERRE LOLA	Vigneux sur seine	2006	11.8	12.1	11.7	12.0	47.6
19	DOUCHET CHARLOTTE	St Chéron	2003	10.9	12.1	12.1	12.4	47.5
20	REDON MARINE	Houilles 2	2003	10.7	12.2	12.4	12.1	47.4
	VIARD JULIE	Marcoussis	2003	11.1	11.2	12.4	12.7	47.4
22	DEVILLE FOILLARD STEPHANIE	St Chéron	1979	11.4	12.6	12.0	11.3	47.3
	TISSIER CAROLINE	Brie comte robert	1987	11.2	12.6	11.5	12.0	47.3
24	COLLEONI CLARA	Conflans	1999	10.8	12.0	12.2	12.2	47.2
25	BALIJON MAEVA	Douai	2003	11.0	12.6	10.7	12.8	47.1
26	METEL LOUISE	Douai	1999	10.9	13.4	12.3	10.4	47.0

27	MARY ALICIA	St Chéron	2007	10.2	12.4	12.0	12.3	46.9
	KERRIEN MARION	Gargenville	1998	10.7	10.8	12.7	12.7	46.9
	RIBEIRO HELENA	Vigneux sur seine	2004	11.2	11.6	11.4	12.7	46.9
	BERRIC CAROLINE	Brie comte robert	1994	11.1	11.9	11.4	12.5	46.9
31	MAZUREK ZOE	LUC gym	2004	11.2	11.5	11.3	12.6	46.6
32	HILLAIRET CLEMENCE	Lambersart	2004	11.0	13.1	10.2	12.2	46.5
33	BARRE MARION	Marcoussis	2005	11.3	11.3	11.5	12.2	46.3
34	CANCES ALICE	Chilly Morangis	2004	12.1	11.4	11.0	11.7	46.2
35	WIDEHEM ALEXANDRA	Douai	1999	10.9	10.6	11.7	12.8	46.0
36	LOUZET RUBY PRUNELLE	St Chéron	2004	10.6	12.2	11.4	11.4	45.6
	PETIT MARGOT	Arras	2004	10.5	11.4	10.8	12.9	45.6
38	RICHARDOT ESTHER	Marcoussis	2004	9.4	10.9	12.5	12.7	45.5
39	VARSVAUX EMMA	Chilly Morangis	2000	10.6	11.6	11.5	11.7	45.4
40	PENNETEAU NINA	Vigneux sur seine	2001	12.1	9.7	11.7	11.8	45.3
41	VERHOESTRAETE EMMA	Chilly Morangis	2003	10.7	10.6	11.7	12.2	45.2
42	VAN DEN BORRE LEANA	Brie comte robert	2005	10.8	10.6	11.3	12.3	45.0
43	TONDI ORIANE	Gargenville	1995	10.8	11.2	11.1	11.8	44.9
	CRUL CORALIE	Orsay	1989	11.1	10.2	11.6	12.0	44.9
45	THUILLIER FRANCESCA	Houilles 2	2005	10.6	12.3	9.7	11.9	44.5
	DEMARCO LILOU	Outreau	2007	10.3	10.1	12.1	12.0	44.5
47	BIGOT ROMANE	St Chéron	2004	10.7	11.3	10.4	11.8	44.2
48	CUSA VIRGEN	Chilly Morangis	1992	10.6	9.8	10.9	12.2	43.5
	SABRE MAELLE	Lambersart	2001	10.6	10.2	12.5	10.2	43.5
50	VALMAGGIA SALA MAYA	Morsang sur orge	2008	10.7	10.7	10.7	11.3	43.4
51	CAZEMAJOU LÉNA	Houilles 2	2004	10.2	12.4	11.7	9.0	43.3
52	MERTON CANDYCE	Marcoussis	2007	10.8	10.6	9.1	12.7	43.2
53	MONTEIRO PERON LUNE	Houilles 2	2002	10.2	13.6	7.7	11.3	42.8
	MAERTEN FLORIANE	Arras	1999	11.0	9.9	10.6	11.3	42.8
55	DEBIENNE VICTOIRE	Outreau	2000	10.2	10.3	10.5	11.7	42.7
56	CARPENTIER CELIA	Ecuelles	2004	10.8	8.7	11.9	11.2	42.6
57	CHABOT CELIANE	Conflans	2002	10.2	10.0	10.6	11.7	42.5
58	PEREIRA LINA	Marcoussis	2000	10.0	9.7	11.1	11.6	42.4
	RAKOTONDRA TRIMO LEA-ZOE	Lieusaint	2006	9.9	10.4	10.7	11.4	42.4
60	DUNOYER EVA	Ecuelles	2007	11.1	11.4	7.6	12.1	42.2
61	ELSA FRANCIUS	Orsay	2001	11.4	8.2	8.9	13.0	41.5
62	ROBREAU LOHANA	Conflans	2000	11.1	7.8	10.4	11.9	41.2
	GOMEZ AMBRE	Ecuelles	2001	9.9	9.9	12.1	9.3	41.2
	ANRETAR VANESSA	Brie comte robert	1992	8.8	11.0	11.1	10.3	41.2
65	PAILLART ERIN	Douai	2004	10.8	11.0	9.7	9.5	41.0
66	DELFOSE MAUD	Arras	2006	10.6	10.1	9.0	10.5	40.2
67	DAULY ZOÉ	Houilles 2	2002	10.4	10.3	9.7	9.7	40.1
68	RZIKI SHIRINE	Arras	2007	10.4	7.8	9.4	12.4	40.0
69	CARA SOPHIE	Orsay	1997	10.8	10.7	9.0	9.4	39.9
70	TUZI CHLOE	Ecuelles	2005	10.4	8.7	8.8	10.8	38.7
71	SIMON STESSY	Arras	2001	10.2	7.6	10.1	10.1	38.0
72	VIART JULIETTE	Arras	2005	10.2	7.6	9.6	9.9	37.3
73	THOTHE CLARA	LUC gym	2001	10.4	12.8	0.0	12.3	35.5
74	TONDI LORENE	Gargenville	1998	0.0	11.5	12.2	11.6	35.3
75	KLEPPER EVE	Gargenville	2004	0.0	12.1	10.6	11.7	34.4
76	BRETER ANAIS	Lieusaint	2002	10.9	0.0	11.1	12.3	34.3
77	DELZENNE CLEA	LUC gym	2004	10.7	11.0	0.0	12.5	34.2
78	DANEST FRANCE	LUC gym	2006	10.3	12.7	11.0	0.0	34.0
79	LENGARD LEA	Lieusaint	2004	9.0	8.6	8.0	8.2	33.8
80	SALMONT PAULINE	Conflans	1998	10.7	11.6	0.0	10.5	32.8
81	FRANCIUS ANAELLE	Orsay	1999	10.7	0.0	9.7	11.9	32.3
82	BESNIER ZOE	Outreau	2003	9.7	0.0	9.9	10.3	29.9





83	DIGNIMONT LEA	Gargenville	2003	10.1	8.8	10.4	0.0	29.3
84	MESTARI MORJAN	Houilles 2	2002	9.9	-3.7	10.2	10.7	27.1
85	PRIVE JEANNELLE	Vigneux sur seine	2001	0.0	12.4	12.5	0.0	24.9
86	DOUET JULIE	Orsay	2008	0.0	12.3	12.2	0.0	24.5
87	SALMON JULIETTE	Vigneux sur seine	2001	0.0	12.2	12.1	0.0	24.3
88	GIQUEL ANNAELLE	Ecuelles	2006	0.0	5.9	10.9	0.0	16.8
89	CASTIER LUCIE	LUC gym	1990	0.0	11.6	0.0	0.0	11.6
90	BUREAU MARINE	Gargenville	1997	0.0	0.0	11.1	0.0	11.1
91	RICHARDOT GAELLE	Marcoussis	2002	10.7	0.0	0.0	0.0	10.7
92	VIOLLETTE JULINE	Lieusaint	2003	0.0	0.0	0.0	5.4	5.4
93	COCHET JULIE	Chilly Morangis	2003	0.0	0.0	0.0	0.0	0.0
	DE SAINT CHARTRIER LAURA	Brie comte robert	2000	0.0	0.0	0.0	0.0	0.0
	GOSSE FANNY	Brie comte robert	2001	0.0	0.0	0.0	0.0	0.0
	LEFEBVRE JEHANNE	Lambersart	2010	0.0	0.0	0.0	0.0	0.0
	PRAUD NINA	Lambersart	2002	0.0	0.0	0.0	0.0	0.0
	VAROQUI JADE	Douai	2003	0.0	0.0	0.0	0.0	0.0
		Douai	0	0.0	0.0	0.0	0.0	0.0
		Lieusaint	0	0.0	0.0	0.0	0.0	0.0
	HAMMOU SARAH	Morsang sur orge	2001	0.0	0.0	0.0	0.0	0.0
		Morsang sur orge	0	0.0	0.0	0.0	0.0	0.0

2. FEMININ NIVEAU5 11 + . SA_DA (individuels)

2.1. Résultats par équipes

	Equipe	Club					Total
1	Calais	62--Etoile de Calais	43.2	45.4	44.4	45.3	178.3
2	St Germain Laval	77--GCSGL	42.1	46.1	44.4	43.2	175.8
3	Bousbecque	59--Bousbecque	42.9	44.6	43.5	44.0	175.0
4	Faches	59--Faches thumesnil	42.0	46.5	41.0	44.6	174.1
5	Montrouge	92--SMM Montrouge	43.8	44.5	42.5	43.2	174.0
6	Montereau	77--Cs montereau	42.8	43.0	43.5	43.9	173.2
7	Arpajon	91--Esr arpajon	43.6	44.7	41.7	43.0	173.0
8	Wattrelos	59--La patriote de wattrelos	42.8	43.7	39.9	43.8	170.2
	Haubourdin	59--Haubourdin gym	42.3	43.9	41.0	43.0	170.2
10	A. Dreux	28--Alliance de dreux gymnastique	42.7	43.8	40.2	42.8	169.5
11	Vaires	77--Us Vaires	42.8	42.8	41.1	42.5	169.2
12	Fresnes	94--A.A.S. FRESNES	42.0	44.3	39.7	41.6	167.6
13	Arras	62--Arras	40.6	44.4	39.3	43.0	167.3
14	Douai	59--Douai	40.2	44.5	41.0	40.3	166.0
15	Plessis paté	91--EGPP	42.4	40.4	39.5	41.7	164.0
16	Carvin	62--Carvin	40.2	41.2	39.4	42.2	163.0
17	Vigneux sur seine	91--Espérance de Vigneux	0.0	0.0	0.0	0.0	0.0

2.2. Résultats individuels



	Gymnaste	Equipe	Annee					Total
1	REGOLLE MAHINE	Faches	1986	10.4	12.4	10.6	11.9	45.3
2	PELLERIN MARIE	Calais	2005	9.9	12.3	11.6	11.4	45.2
3	GHESTEM AGATHE	Bousbecque	2006	10.8	11.4	11.5	11.3	45.0
4	CHASSIN ANAÏS	Wattrelos	2007	11.3	11.6	10.3	11.5	44.7
5	DAUVET CHLEA	St Germain Laval	2006	10.8	11.8	10.4	11.4	44.4
	KASPER MARINE	Fresnes	2003	11.2	11.7	10.9	10.6	44.4
7	BERGANO INES	St Germain Laval	2005	10.3	12.0	11.5	10.5	44.3
8	BOUSQUET INES	Montrouge	2004	10.9	11.7	11.0	10.6	44.2
9	WASSELIN MARRY	Calais	2001	11.3	10.0	11.0	11.8	44.1
	BERNARD TESS	Montrouge	2005	11.3	11.0	10.3	11.5	44.1
11	VERGNOLLE JULIETTE	Arpajon	2004	11.1	12.2	9.8	10.9	44.0
12	THOMAS ANNE	Vaires	2000	10.6	11.7	11.0	10.6	43.9
13	OUДАР MARIE LOU	Bousbecque	2006	11.1	11.1	10.6	11.0	43.8
14	BRIMBOEUF ADELINE	Arpajon	1998	11.0	11.8	10.5	10.4	43.7
15	FRANQUART CHLOE	Faches	1998	10.3	12.0	10.1	11.2	43.6
16	CROQUELOIS LYLOU	Carvin	2011	10.2	11.0	10.8	11.5	43.5
17	HIRIGOYEN SHANA	Montrouge	2011	10.6	11.1	10.8	10.8	43.3
18	PETIT MELINE	Douai	2002	9.9	11.0	11.4	10.9	43.2
	WOALANY CASSY	Douai	2005	10.6	11.5	10.3	10.8	43.2
20	GOBY CHARLOTTE	Montereau	2000	9.5	11.9	10.7	11.0	43.1
	BENOIT HELOISE	Vaires	1992	10.9	10.8	10.3	11.1	43.1
	MATHON CONSTANCE	Calais	2007	10.3	11.1	10.7	11.0	43.1
23	MICOUREAU MAYLINE	Arpajon	2000	11.0	9.8	11.4	10.8	43.0
24	NEANT AMBRE	A. Dreux	2009	11.0	11.1	9.8	11.0	42.9

	WANIN NADEGE	Wattrelos	2007	10.5	11.5	10.3	10.6	42.9
	WRONKA MARIE	Haubourdin	2001	11.3	10.7	10.3	10.6	42.9
	SAELENS FAUSTINE	Arras	2008	9.7	11.4	10.5	11.3	42.9
	LECLERCQ NOEMY	Faches	2009	10.7	10.8	10.2	11.2	42.9
29	RIVIERE MARIANNE	Montereau	1999	10.1	11.4	10.8	10.5	42.8
30	FRANCOIS MARIE	Montereau	2002	10.9	9.6	11.1	11.1	42.7
	DUBREUIL OLIVIA	St Germain Laval	2002	10.3	10.8	11.2	10.4	42.7
	PRIEM MAIWEN	Carvin	2003	10.7	10.8	10.0	11.2	42.7
	CYS LENA	Calais	2007	11.2	9.5	11.1	10.9	42.7
	DEMARCK CAMILLE	Bousbecque	2003	10.5	10.3	10.6	11.3	42.7
	GHESTEM MARIE	Bousbecque	2004	10.5	11.0	10.8	10.4	42.7
36	VINCENT ALIX	Haubourdin	2008	10.1	11.8	9.8	10.9	42.6
	DUQUENOY CLARISSE	Calais	2006	10.4	10.4	10.7	11.1	42.6
38	DOMINGUES EVA	Fresnes	2003	10.8	11.7	9.8	10.2	42.5
	TRIBOUT CAMILLE	Haubourdin	2002	10.6	10.5	10.3	11.1	42.5
40	VALENTI IRIS	Montereau	1996	10.2	10.0	10.9	10.9	42.0
	FURBURY LOLA	Montrouge	2003	10.6	10.7	10.4	10.3	42.0
42	CUNHA ABYGAIL	Vaires	2004	10.8	10.7	9.8	10.6	41.9
	GAY VALENTINE	Calais	2001	10.3	11.6	10.4	9.6	41.9
44	LIERVILLE LOU	A. Dreux	2006	10.3	11.2	9.9	10.4	41.8
	COLIN INES	Arpajon	2009	10.5	10.9	9.5	10.9	41.8
46	MAOUI FANNY	A. Dreux	2009	10.4	10.6	10.4	10.3	41.7
	LECLERCQ CAMILLE	Faches	2007	10.0	11.3	10.1	10.3	41.7
48	LARRAZ MARIE-CAROLINE *	Les Clayes 1 (indiv) (indiv)	2003	10.4	11.7	9.7	9.8	41.6
49	ALBRIER CLARYSSE	A. Dreux	2006	10.6	10.6	9.5	10.8	41.5
	LOUAFI AMBRE	Haubourdin	2008	10.1	10.8	10.6	10.0	41.5
51	ROUSSEAU TIPHANIE	Plessis paté	2000	10.1	11.3	9.6	10.4	41.4
	DAUTRICOURT LINA	Wattrelos	2010	10.7	10.7	9.2	10.8	41.4
53	BEBIN KARELLE	Wattrelos	2003	10.3	9.9	10.1	10.9	41.2
54	BONINE GAELLE	Fresnes	2002	10.4	10.8	9.0	10.9	41.1
	CHANARD EUGENIE	Haubourdin	2008	10.3	10.6	9.8	10.4	41.1
56	COUSTOU MARION	A. Dreux	2001	10.7	10.9	10.1	9.3	41.0
	ALSIRAFI ALICE	Arras	2008	10.2	10.3	9.6	10.9	41.0
58	FAUS LUCIE	St Germain Laval	2008	10.7	11.5	9.7	9.0	40.9
59	VINCENT LAURA	St Germain Laval	2002	10.2	9.7	11.3	9.6	40.8
60	ROBIN MATHILDE	Plessis paté	2002	10.7	8.6	10.7	10.7	40.7
	SAINTON LEILA	Montereau	1989	10.6	9.7	9.5	10.9	40.7
	DECOBERT ELISA	Arras	2001	9.5	11.9	8.8	10.5	40.7
	DE BOYER D'EGUILLES GIR ANAÏS	Montrouge	2008	11.0	10.4	9.8	9.5	40.7
64	DUHAMEL AUREORE	Douai	2005	10.3	10.4	9.7	10.0	40.4
65	THOBOIS VALENTINE	Arras	2009	10.4	8.9	10.4	10.3	40.0
66	ADLA SARAH	Plessis paté	2005	9.8	10.0	9.4	10.3	39.5
67	DERIAN CELIA	Plessis paté	2006	10.8	8.3	9.8	10.3	39.2
68	HUET CERISE	Vaires	2003	10.5	9.6	9.6	9.4	39.1
69	FERHAT MANEL	St Germain Laval	2009	10.0	7.7	10.1	10.9	38.7
	FASSARD ZOELIE	Douai	2002	9.0	11.6	9.6	8.5	38.7
71	DHAINAUT LAURIANE	Carvin	2009	9.4	9.8	8.9	10.5	38.6
72	SCAMP ELYNE	Faches	2008	10.6	9.6	8.1	10.0	38.3
73	WATTEAU CARLA	Carvin	2008	9.9	9.6	9.7	9.0	38.2
74	CALBEL MANON	Vaires	2004	9.3	9.0	9.6	10.0	37.9
75	TERREIL MANON	Plessis paté	2001	10.8	9.8	6.9	10.3	37.8
76	LOUIN CELIA	Arpajon	2009	9.7	9.0	10.0	8.8	37.5
77	HAMMOUCHE MANON	Fresnes	2002	9.6	9.2	9.7	8.8	37.3
78	PLESSIS EDEN	A. Dreux	2008	9.9	7.5	8.7	10.6	36.7
	TRAN MY LINH	Fresnes	1995	9.6	10.1	9.2	7.8	36.7





80	NAPOLÉON CASSANDRA	Vaires	2004	9.2	7.2	10.0	10.2	36.6
81	MEREBBAH MAEVA	Douai	2006	9.1	9.6	9.0	8.6	36.3
82	FLINOIS LUCIE	Carvin	2008	8.6	9.2	8.8	8.8	35.4
83	ZERAOLIA FANNY	Faches	2003	9.9	7.5	8.0	8.8	34.2
84	PINTE CHARLOTTE	Bousbecque	1998	0.0	11.1	10.2	10.1	31.4
85	GUILLERME KATHLEEN	Fresnes	1999	0.0	9.9	9.3	9.9	29.1
86	DUDZIAK KELLY	Arras	2006	9.4	10.8	8.7	0.0	28.9
87	PRATTE EMMA	Arras	2009	10.3	0.0	8.5	9.8	28.6
88	FASSARD CELIA	Douai	2006	9.4	0.0	9.0	8.4	26.8
89	DEPRIESTRE LALY	Wattrelos	2007	0.0	7.6	9.0	9.1	25.7
90	CORNEILLAN AURYANN	Montereau	2003	11.1	7.6	0.0	0.0	18.7
91	OCULI PALOMA	Plessis paté	2000	0.0	9.3	9.2	0.0	18.5
92	ROBBE MAREVA	Arpajon	2004	0.0	0.0	0.0	0.0	0.0
	CAMBUZAT MARIE	Vigneux sur seine	2008	0.0	0.0	0.0	0.0	0.0
	GINESTIERE LEANE	Vigneux sur seine	2006	0.0	0.0	0.0	0.0	0.0
	HASCOET EMILIE	Vigneux sur seine	2003	0.0	0.0	0.0	0.0	0.0
	REMOND CLARA	Vigneux sur seine	2008	0.0	0.0	0.0	0.0	0.0
	TACNET LEA	Vigneux sur seine	2008	0.0	0.0	0.0	0.0	0.0
	MICHIEL CHLOE	Wattrelos	2007	0.0	0.0	0.0	0.0	0.0
	DELOBEL FLORINE	Carvin	2004	0.0	0.0	0.0	0.0	0.0
	LEFEBVRE CHARLOTTE	Haubourdin	2010	0.0	0.0	0.0	0.0	0.0
	DESESSART ANNLYSE	Bousbecque	2007	0.0	0.0	0.0	0.0	0.0
	NOUY LOU-ANN	Montrouge	2006	0.0	0.0	0.0	0.0	0.0

3. FEMININ NIVEAU4 11-18 ans . SA_DA (individuels)

3.1. Résultats par équipes

	Equipe	Club					Total
1	Voisins	78--Voisins	35.0	37.0	35.4	36.9	144.3
2	Gargenville	78--Espérance de gargenville	33.5	36.9	36.6	36.8	143.8
3	Haubourdin	59--Haubourdin gym	32.6	38.5	36.7	35.2	143.0
4	Morsang sur orge	91--Morsang sur Orge	33.2	37.8	35.9	34.8	141.7
5	Les Clayes	78--Les Clayes de la Gym	33.2	37.4	35.5	34.9	141.0
6	UFOLEP 77	77--Us Vaires	33.0	37.2	35.6	35.0	140.8
7	Hulluch	62--Association Gymnique et Sportive Hulluchoise	34.2	38.1	36.5	31.0	139.8
8	Peronne 1	80--Péronne 'Gym	33.4	36.5	34.0	33.1	137.0
9	A. Dreux	28--Alliance de dreux gymnastique	32.4	35.6	35.5	33.3	136.8
10	Les mureaux	78--Les Mureaux	31.9	34.3	33.8	34.9	134.9
11	Chilly Morangis	91--Cgmc	32.1	37.4	33.0	32.2	134.7
12	Epinay sous senart	91--CSMG	31.7	31.3	34.4	34.2	131.6
13	Val d Europe 77	77--Infinity Gymnastics Val d'Europe	32.7	30.7	31.0	32.2	126.6

3.2. Résultats individuels

	Gymnaste	Equipe	Annee					Total
1	NENNIG ELINOR	Voisins	2005	12.3	13.2	11.6	13.1	50.2
2	DALIS ELORA	Gargenville	2008	11.1	12.4	12.4	12.3	48.2
3	THEOPHILE CHLOE	Morsang sur orge	2011	11.5	12.9	11.4	12.2	48.0
4	BA WOURY	Gargenville	2009	11.2	12.5	11.6	12.4	47.7
	RICCO LINE	Haubourdin	2010	10.7	12.8	12.5	11.7	47.7
6	KEITA-ANDERSON ALDA	UFOLEP 77	2005	11.0	12.9	11.8	11.7	47.4
7	BARRUET CARLA	Voisins	2007	11.5	12.2	11.3	12.2	47.2
8	MENU JADE	Haubourdin	2006	11.0	12.6	11.7	11.8	47.1
9	CHASTIN YÉLÉNA	Haubourdin	2005	10.3	13.0	12.0	11.7	47.0
10	HEBIB MASSIVA	Peronne 1	2007	11.2	12.1	11.3	12.3	46.9
11	DULOIR MAUREEN	A. Dreux	2006	11.1	11.9	12.1	11.7	46.8
	RANDRIARIMALALA KANTO	Gargenville	2011	11.2	11.4	12.1	12.1	46.8
	BOURADA LISA	Chilly Morangis	2008	10.8	12.7	11.6	11.7	46.8
14	TEKIKI SIRINE	Les Clayes	2007	11.0	12.0	11.9	11.7	46.6
	MORAND LISE	Hulluch	2007	12.1	12.9	10.7	10.9	46.6
16	DUCHESNE DIARRA TESSA	Les Clayes	2009	10.9	11.9	11.6	12.0	46.4
17	LORIER SHANA	Haubourdin	2006	10.5	12.7	12.2	10.9	46.3
18	PETRAU SOPHIE	Les Clayes	2005	10.4	13.1	11.8	10.7	46.0
19	HERFAUT PERRINE	Hulluch	2004	11.2	11.8	12.7	10.2	45.9
	EL MENNANI NINA	Les mureaux	2006	11.2	11.4	11.4	11.9	45.9
21	ROUZEAU GARANCE	A. Dreux	2008	10.5	12.4	12.0	10.8	45.7
	GROLLIMUND CALYPSO	UFOLEP 77	2006	11.0	12.0	12.0	10.7	45.7
	MAJCHRZAK NOEMIE	Morsang sur orge	2010	10.9	12.0	11.6	11.2	45.7
	EL MENNANI ANOUCK	Les mureaux	2009	10.5	11.9	11.2	12.1	45.7
25	LANGUE ALICE	Peronne 1	2006	11.2	12.4	11.6	10.4	45.6





26	GALASSO JULIETTE	Epinay sous senart	2006	10.3	10.8	12.4	11.8	45.3
27	GOENSE MÉLINE	UFOLEP 77	2007	10.5	12.3	10.6	11.7	45.1
28	CHEVAL MARINE	Voisins	2008	11.1	11.6	11.8	10.5	45.0
29	GILBERT CLARA	Morsang sur orge	2004	9.9	12.2	11.5	11.3	44.9
	PATERAKIS LANA	Morsang sur orge	2010	10.8	12.6	11.1	10.4	44.9
31	ABDOUL MELLEK CAMILLE	Les Clayes	2005	11.1	11.2	11.3	11.2	44.8
	PAULOS MELINA	Chilly Morangis	2009	11.1	12.2	10.7	10.8	44.8
	MOERMAN CHARLOTTE	Haubourdin	2008	10.9	12.2	11.5	10.2	44.8
34	IHADDADENE CLEMENTINE	Les Clayes	2008	11.1	12.3	11.1	10.1	44.6
35	PELLEGRINI LOUANE	Les Clayes	2008	10.5	11.0	11.8	10.7	44.0
	SEMPESKI COLINE	Morsang sur orge	2006	10.1	11.2	12.5	10.2	44.0
	DE-BONN ELSA	Peronne 1	2007	10.9	12.0	11.1	10.0	44.0
38	LAMPIN LILWEN	Gargenville	2007	9.6	12.0	12.1	10.2	43.9
	LATHIERE MARION	Voisins	2004	10.3	10.1	12.0	11.5	43.9
40	BABOIN ANGELINA	A. Dreux	2008	10.8	11.3	10.7	10.8	43.6
41	DERUEL NOEMIE	Epinay sous senart	2004	10.4	11.0	11.5	10.5	43.4
42	CAPITAINE CHLOE	Voisins	2004	11.2	10.1	10.4	11.6	43.3
43	PAUL LOANNE	UFOLEP 77	2007	11.0	9.1	11.8	11.2	43.1
	BOUVART MERYL	Hulluch	2005	10.9	11.9	10.6	9.7	43.1
45	SAELEN CYBELLA	Hulluch	2007	10.1	12.8	10.6	9.3	42.8
46	DANEZ LEA	Peronne 1	2005	11.0	10.9	10.3	10.4	42.6
47	LONDAS CELIA	Gargenville	2006	10.4	8.6	11.9	11.5	42.4
48	BARTOL AXELLE	Chilly Morangis	2006	10.2	11.7	10.7	9.7	42.3
49	CABLAN EVA	UFOLEP 77	2009	10.9	8.5	11.2	11.6	42.2
50	COPIN BERENICE	A. Dreux	2008	10.2	11.1	10.2	10.6	42.1
51	ANDRÉ ELYNA	Gargenville	2008	9.0	10.8	11.1	11.1	42.0
	ROUSSEL AMBRE	Hulluch	2004	10.4	10.1	11.6	9.9	42.0
53	HONORIN LEHANE	Val d Europe 77	2004	11.2	9.8	10.1	10.8	41.9
54	BEANCOURT RODRIGUEZ LEANA	Les mureaux	2006	10.2	9.2	11.2	10.9	41.5
55	GUILLOY LOLA	Peronne 1	2005	9.9	12.0	10.0	9.1	41.0
56	SOLEER FLAVIE	Epinay sous senart	2006	10.0	9.5	10.5	10.9	40.9
57	JEGOU JADE	Chilly Morangis	2004	9.5	12.5	10.0	8.5	40.5
58	RIOU MAELANN	A. Dreux	2005	9.1	10.0	11.0	10.0	40.1
59	REIMINGER LUCIE	Peronne 1	2005	10.6	10.8	8.7	8.8	38.9
60	HONORIN HAYDENE	Val d Europe 77	2007	10.5	9.2	8.2	10.6	38.5
61	ISSAAD MAISSANE	Epinay sous senart	2006	11.0	5.6	8.4	11.5	36.5
62	LAHSSIOUI INES	Les mureaux	2008	9.5	11.0	7.4	7.7	35.6
63	MELET MARION	Morsang sur orge	2008	0.0	12.3	11.8	11.3	35.4
64	FOURNIER JUSTINE	Val d Europe 77	2007	11.0	6.5	8.7	8.8	35.0
65	HILDERAL MAELYNE	Val d Europe 77	2009	1.05	11.7	11.1	10.8	34.7
66	FERHANI LINA	Les mureaux	2008	9.6	8.4	9.8	5.9	33.7
67	PHANSIRI INAYA	Val d Europe 77	2009	9.5	4.1	9.8	10.1	33.5
68	DA SILVA BATISTA NADIA	Chilly Morangis	2006	10.2	1.4	10.4	9.2	31.2
69	STAJIC ELENA	Les mureaux	2007	9.6	5.8	6.4	9.0	30.8
70	HU INES	Hulluch	2005	0.0	12.4	12.2	5.0	29.6
71	JURE ENOLA	A. Dreux	2005	0.0	10.8	11.4	0.0	22.2
72	HENRI SHANYS	Chilly Morangis	2007	0.0	9.7	9.8	0.0	19.5
73	ARGENTIN CAMILLE	Voisins	2005	0.0	8.4	0.0	0.0	8.4
74	PEULTIER CANDICE	UFOLEP 77	2005	0.0	0.0	0.0	0.0	0.0
	BELARLI NORA	Haubourdin	2011	0.0	0.0	0.0	0.0	0.0
	DAHMANI SOFIA	Val d Europe 77	2007	0.0	0.0	0.0	0.0	0.0
	HOUEIX COLINE	Epinay sous senart	2006	0.0	0.0	0.0	0.0	0.0
		Epinay sous senart	0	0.0	0.0	0.0	0.0	0.0

4. FEMININ NIVEAU4 11-15 ans . SA_DA (individuels)

4.1. Résultats par équipes

	Equipe	Club					Total
1	A. Dreux	28--Alliance de dreux gymnastique	32.4	39.1	36.7	37.3	145.5
2	Ecuelles	77--AVENIR GYM M.L.O.	32.7	38.7	35.1	36.4	142.9
3	Vaureal	95--Egv	33.4	37.6	34.3	36.4	141.7
4	LUC gym	59--Luc gym	32.9	38.1	33.0	37.3	141.3
5	Estrées-saint-denis	60--ASSOCIATION SAINT DENIS	32.9	36.2	33.7	37.4	140.2
6	St Chéron	91--Elan gym st cheron	33.0	37.3	33.8	35.9	140.0
7	Eragny	95--Gsa eragny	32.6	38.2	32.0	36.6	139.4
8	Champigny	94--RSCChampigny gym	33.3	37.1	34.2	34.0	138.6
9	Houilles	78--Avant-Garde de Houilles	31.1	33.6	32.9	34.6	132.2
10	Chatou	78--Chatou DynaGym	32.5	33.7	32.6	33.2	132.0





4.2. Résultats individuels

	Gymnaste	Equipe	Annee					Total
1	BULLOU MARION	A. Dreux	2009	10.7	13.2	12.7	12.7	49.3
2	HAMARD CHLOE	Ecuelles	2010	11.2	12.9	11.6	12.6	48.3
3	DIOP COUMBA	Vaureal	2008	11.1	12.8	12.0	12.2	48.1
4	SAVARY ZOE	LUC gym	2010	11.3	12.5	11.1	12.7	47.6
5	LAURENT CHARLOTTE	Eragny	2008	11.1	12.8	10.9	12.7	47.5
6	SERRIERE-PITON ABYGAE	Estrées-saint-denis	2007	11.1	12.4	11.3	12.6	47.4
7	HOREM MAEVA	LUC gym	2010	10.8	12.6	11.6	12.3	47.3
8	LESOT CAMILLE *	Hellemmes 1 (indiv) (indiv)	2007	11.1	12.2	11.2	12.7	47.2
9	FERRAND MAELY	St Chéron	2008	11.1	11.9	11.6	12.4	47.0
10	REDON LOUANE	A. Dreux	2010	10.7	13.0	11.3	11.9	46.9
11	GUEMAS LEA	A. Dreux	2009	10.8	12.0	12.7	11.3	46.8
	HURGON MARIE	Ecuelles	2007	10.8	12.9	11.3	11.8	46.8
13	NAZE CASSANDRA	Vaureal	2007	10.4	12.6	11.0	12.3	46.3
14	FERENBACH MAITENA	A. Dreux	2010	10.5	12.9	10.5	12.3	46.2
	TRINQUET CALI	Ecuelles	2009	10.6	12.2	11.6	11.8	46.2
16	PASQUALINI ZOE	Ecuelles	2008	10.7	11.4	11.9	11.9	45.9
17	SILVESTRO LYA	Ecuelles	2009	10.1	12.2	11.6	11.9	45.8
18	ADAMI CHLOÉ	Champigny	2010	11.1	12.1	10.4	12.1	45.7
19	GUYOT LISA	St Chéron	2008	11.0	12.4	9.9	12.3	45.6
	FRANCOIS NINON	Estrées-saint-denis	2008	10.9	12.4	10.6	11.7	45.6
21	AVORO OWONO MELIZA	Vaureal	2007	11.0	12.2	10.9	11.4	45.5
	LORIC ENORA	Ecuelles	2008	10.5	12.9	10.4	11.7	45.5
23	LEBIGRE MELYNE	A. Dreux	2008	10.6	11.7	10.8	12.3	45.4
24	CLEMENT EVA	Houilles	2007	10.7	11.1	11.8	11.6	45.2
	GARE EUGENIE	Eragny	2007	10.4	12.6	10.8	11.4	45.2
	AUGUSTINEN DUBUS GABRIELLE	LUC gym	2009	10.8	13.0	9.7	11.7	45.2
27	FERREIRA MAËLYS	Champigny	2009	10.3	12.4	11.7	10.5	44.9
28	HENRY AMY	A. Dreux	2008	10.9	12.5	9.5	11.9	44.8
	VANTIGHEM LEA	Vaureal	2009	11.2	11.8	9.9	11.9	44.8





	DECOSTER RACHEL	LUC gym	2009	10.5	12.1	10.3	11.9	44.8
	PAGE LOLA	Estrées-saint-denis	2008	10.4	11.4	10.5	12.5	44.8
32	CHARLES HENRIETTE TYA	St Chéron	2008	10.4	12.1	11.0	11.2	44.7
33	GIRAUD MORGANE	St Chéron	2009	10.9	12.8	10.3	10.6	44.6
34	PASTEN FROMENTIN LÉNA	Eragny	2009	10.4	12.8	9.1	12.0	44.3
35	KIDIMBU TALAMAKU LEANA	Champigny	2011	9.9	12.6	11.2	10.5	44.2
36	BOUZZIT SIHAM	Eragny	2007	10.6	12.6	9.0	11.9	44.1
37	DELANCHY CELIA	LUC gym	2009	10.4	12.2	8.6	12.3	43.5
38	GYARMATHY RACHEL	Chatou	2007	10.6	10.7	11.2	10.5	43.0
39	REMIR TRECY	Estrées-saint-denis	2007	10.7	11.0	9.9	10.9	42.5
40	LE GUEN SAN MIGUEL INES	St Chéron	2008	10.9	9.0	11.2	10.7	41.8
	URBAIN JOLENE	Chatou	2007	9.6	10.1	11.2	10.9	41.8
42	HERAUD AGATHE	Houilles	2007	8.8	11.5	11.2	10.1	41.6
43	SCOTTI GIULIA	Houilles	2007	10.2	10.4	9.9	11.0	41.5
44	AFFILÉ ANNAËLLE	Chatou	2007	9.4	12.5	9.2	10.0	41.1
45	DERVAUX CAMILLE	Chatou	2009	9.9	10.5	10.2	10.3	40.9
46	SANOGO AMELYA	Vaureal	2007	11.1	6.7	11.3	11.7	40.8
	LESEUR GAËTANE	Champigny	2009	10.9	9.3	9.2	11.4	40.8
	CHEVAL YASMINE	Estrées-saint-denis	2007	10.9	6.2	11.4	12.3	40.8
49	COSTA MENEZES LINE	Eragny	2008	10.9	9.4	10.3	9.9	40.5
50	STEFFEN ORIANE	Champigny	2010	9.7	9.0	11.0	10.5	40.2
51	LEGRAND LOLA	LUC gym	2009	10.1	10.9	8.1	10.5	39.6
52	DESCHAMPS JUSTINE	Houilles	2009	10.2	11.0	6.8	10.7	38.7
53	DUPIED-FLORET MARGAUX	Chatou	2007	11.0	6.7	9.2	11.7	38.6
54	VERGNAUD FANNIE	Houilles	2007	9.8	9.4	8.6	10.5	38.3
55	TRÉDOULAT LANA	Chatou	2007	10.9	10.5	6.0	10.6	38.0
56	MOSCONI TALLIEN TAIRA	Champigny	2009	11.3	6.5	11.3	8.3	37.4
57	OROSCO APOLLINE	Houilles	2009	0.0	10.8	8.6	12.0	31.4
58	ESTEVEES ROMANE	St Chéron	2007	9.8	10.2	10.4	0.0	30.4
59	DELACHAPELLE-MOREL JULIETTE	Estrées-saint-denis	2008	0.0	0.0	11.0	11.9	22.9
60	PIERRE CELIANE	Eragny	2010	0.0	0.0	0.0	0.0	0.0
	NOIZET CILIA	Vaureal	2007	0.0	0.0	0.0	0.0	0.0

5. FEMININ NIVEAU3 7-14 ans . SA_DA (individuels)

5.1. Résultats par équipes





	Equipe	Club					Total
1	Epinay sous senart	91--CSMG	20.2	32.1	20.7	15.9	88.9

5.2. Résultats individuels





	Gymnaste	Equipe	Annee					Total
1	HALLIER DE CARVALHO LISA *	Arpajon 1 (indiv) (indiv)	2009	10.9	11.1	11.3	13.1	46.4
2	KARIA ALINA	Epinay sous senart	2011	10.1	11.4	9.9	8.2	39.6
	LEJOLIVET ELOUANE	Epinay sous senart	2009	10.1	11.0	10.8	7.7	39.6
4	KACK KACK SHANA	Epinay sous senart	2012	0.0	9.7	0.0	0.0	9.7
5	BOUET CHLOE	Epinay sous senart	2011	0.0	0.0	0.0	0.0	0.0
	JAHAN LISA-MARIE	Epinay sous senart	2010	0.0	0.0	0.0	0.0	0.0
	KEMAD TINA	Epinay sous senart	2009	0.0	0.0	0.0	0.0	0.0

6. FEMININ NIVEAU1 11 + . SA_DA (individuels)

6.1. Résultats par équipes

	Equipe	Club					Total
1	Cysoing	59--Progres cysonien	38.6	40.4	39.8	42.1	160.9
2	LUC gym 1	59--Luc gym	35.3	38.9	38.5	37.9	150.6
3	Cergy	95--Cergy'm Club	38.2	38.6	35.7	37.8	150.3
4	Champigny	94--RSCChampigny gym	35.8	39.2	35.6	39.2	149.8
5	A. Dreux	28--Alliance de dreux gymnastique	35.6	35.0	38.9	39.8	149.3
6	LUC gym 2	59--Luc gym	34.4	36.1	35.2	38.0	143.7
7	Charenton	94--Envol Gym	36.2	33.6	31.1	36.7	137.6





6.2. Résultats individuels

	Gymnaste	Equipe	Annee					Total
1	DEL COURT LILOU	Cysoing	2004	13.5	14.1	13.8	14.4	55.8
2	CAMUS OCÉANE	LUC gym 1	2005	13.0	14.5	13.1	13.7	54.3
3	POTTIER HELOISE	Cysoing	2002	12.7	13.3	14.1	13.5	53.6
4	PARDO AWA	Cergy	2007	13.6	13.3	12.8	13.8	53.5
5	ESCANDE MELISSA	LUC gym 2	1999	12.4	12.1	13.5	13.9	51.9
	LE BALCH ELSIE	Cergy	1990	11.6	14.5	12.4	13.4	51.9
7	BOUILLIEZ SIXTINE	Cysoing	1999	11.4	13.0	11.9	14.2	50.5
8	BUFFIN ILANA	Champigny	2003	12.0	13.0	11.4	13.8	50.2
9	KHARBACH SANÂ	Champigny	2006	12.2	14.1	11.7	12.1	50.1
10	MAILLARD LOLA	Charenton	2000	13.5	10.9	11.3	13.9	49.6
11	THEILLIER MARION	Cysoing	1998	12.4	12.6	10.8	13.5	49.3
12	PLANCQ LOU ANN	LUC gym 1	2003	11.3	13.2	10.9	13.0	48.4
13	DAVOLI OLLIA	A. Dreux	1995	11.5	10.0	11.3	13.8	46.6
14	ABDOUL MELLEK MAYLIS	A. Dreux	2002	11.6	12.0	10.4	12.1	46.1
15	BUFFIN LOAN	Champigny	2007	10.6	10.7	11.2	12.7	45.2
16	LEMOINE LEA	Cergy	1993	13.0	10.8	10.5	10.6	44.9
17	KIDIMBU TALAMAKU JAHELYNE	Champigny	2009	10.6	12.1	11.1	11.0	44.8
18	CHAN KUN WA ORIANNE	A. Dreux	2007	10.7	9.4	12.6	11.6	44.3
19	DEVINCK EMELINE	LUC gym 2	1999	11.0	11.3	9.2	12.7	44.2
20	TEMPIER ROXANE	Champigny	2000	11.6	5.9	12.5	12.7	42.7
21	BARTHOLUS LISE	Charenton	1998	10.4	9.0	10.9	10.0	40.3
22	FERENBACH ELSA	A. Dreux	2004	12.5	13.0	0.0	12.2	37.7
23	THOUVENIN KARINA	Charenton	1995	12.3	12.3	0.0	12.0	36.6
24	ARDOUREL TAMERA	A. Dreux	2007	0.0	9.5	13.1	13.4	36.0
25	DANEST CÉLESTINE	LUC gym 1	2000	11.0	0.0	13.1	11.2	35.3
26	GUILLEMARD JUSTINE	A. Dreux	2004	0.0	8.3	13.2	12.6	34.1
27	YANOU BABO SHANA	Champigny	2007	11.1	0.0	10.0	12.3	33.4
28	NICOLAS NEVA	Charenton	1999	0.0	10.4	8.9	10.8	30.1
29	GLORIEUX ANNAELLE	LUC gym 2	2006	0.0	0.0	12.5	11.4	23.9
30	BERGOT ELENA	LUC gym 2	2009	11.0	12.7	0.0	0.0	23.7
31	DEPRY SALOME	LUC gym 1	2005	0.0	11.2	12.3	0.0	23.5
32	TAHIR CLEMENTINE	LUC gym 1	2000	11.0	0.0	11.9	0.0	22.9
33		Charenton	0	0.0	0.0	0.0	0.0	0.0
		Charenton	0	0.0	0.0	0.0	0.0	0.0
		Cysoing	0	0.0	0.0	0.0	0.0	0.0





		Cysoing	0	0.0	0.0	0.0	0.0	0.0
ESCANDE CHARLINE		LUC gym 2	2003	0.0	0.0	0.0	0.0	0.0
HAMAMES MELINA		LUC gym 2	1999	0.0	0.0	0.0	0.0	0.0
VERBRUGGE OCTAVIE		LUC gym 1	2003	0.0	0.0	0.0	0.0	0.0
DEVAUX CASSANDRE		Cergy	1998	0.0	0.0	0.0	0.0	0.0
		Cergy	0	0.0	0.0	0.0	0.0	0.0
		Cergy	0	0.0	0.0	0.0	0.0	0.0

7. FEMININ NIVEAU2 11 + . SA_DA (individuels)

7.1. Résultats par équipes

	Equipe	Club					Total
1	UFOLEP 77	77--Us Vaires	37.7	37.0	35.9	37.1	147.7
2	Haisnes	62--Haisnes R'gym	35.6	37.2	32.9	39.6	145.3
3	Cergy	95--Cergy'm Club	34.9	36.4	36.2	35.0	142.5
4	Carvin	62--Carvin	34.5	33.3	36.4	37.1	141.3
5	Cysoing	59--Progres cysonien	35.1	33.1	31.2	34.8	134.2
6	Eragny	95--Gsa eragny	32.0	30.4	33.7	36.8	132.9
7	Les Clayes	78--Les Clayes de la Gym	31.7	31.2	35.3	34.1	132.3





7.2. Résultats individuels

	Gymnaste	Equipe	Annee					Total
1	CALLEWAERT CONSTANCE	Haisnes	1999	11.8	13.6	11.4	13.7	50.5
2	RIBEIRO MARIANNE	UFOLEP 77	2001	12.4	12.5	12.9	12.6	50.4
3	DESLYPPER CLARA	Cergy	2008	12.8	13.3	11.4	11.9	49.4
4	NGUEMBO MELISSA	UFOLEP 77	2001	12.6	12.9	11.4	12.1	49.0
5	POTTIN CASSANDRE *	Plessis paté 1 (indiv) (indiv)	2001	12.7	11.8	11.4	12.9	48.8
6	MELLIN MANON	Haisnes	1997	12.1	12.9	9.8	13.1	47.9
7	LEBETTRE MANON *	Pontoise 1 (indiv) (indiv)	1994	11.3	12.4	11.6	11.6	46.9
8	DESPLANQUE LILOU	Carvin	2006	11.8	10.3	11.8	12.9	46.8
9	DELATRE EDELINE	Carvin	2005	11.4	11.9	12.3	10.9	46.5
	MILLET ROMANE	Cysoing	2003	13.2	11.8	8.8	12.7	46.5
11	STOUPY MARIE	Carvin	2002	11.3	11.1	12.3	11.1	45.8
12	DELANGUE EMMA	Cysoing	2001	11.4	11.0	12.2	11.0	45.6
	BERNAT CATHY	Cergy	1994	11.3	10.9	11.8	11.6	45.6
14	HUET CLEMENTINE	UFOLEP 77	1997	12.7	11.5	9.8	11.4	45.4
15	RAYNAL ALEXIA	Cergy	2008	10.7	12.2	10.8	11.5	45.2
16	EISENBARTH JODY	Eragny	2005	9.5	10.0	12.5	12.5	44.5
	JOSY VILTARD DEBORAH	Eragny	2005	11.2	9.8	10.6	12.9	44.5
18	RIVIERE MARIE	Les Clayes	1999	11.3	11.1	9.6	12.3	44.3
19	TERNEL LOUISE	Haisnes	2006	9.7	10.7	10.4	12.8	43.6
20	JARRIER-STETTIN JULIE	Les Clayes	2000	10.0	10.2	12.4	10.9	43.5
21	LUDEAU MANON	Cergy	2007	10.8	8.4	13.0	10.9	43.1
22	DELQUIGNIES JULIETTE	Cysoing	1998	10.5	10.3	10.2	11.1	42.1
23	ADRIEN JULIE	Les Clayes	1995	9.8	8.9	11.6	10.9	41.2
24	LE CORRE CAMILLE	Les Clayes	2003	9.8	9.9	11.1	9.7	40.5
	AMOS MAELIE	Carvin	2005	10.8	9.9	9.5	10.3	40.5
26	LEQUIEN MARINE	Carvin	2000	10.6	8.1	9.5	12.2	40.4
27	RESTIER ELSA	Les Clayes	2001	10.2	8.7	11.3	9.4	39.6
28	BERGAGNA ORNELLA	UFOLEP 77	2002	10.5	7.4	9.7	11.2	38.8
29	SAUTET DIANE	Les Clayes	2001	10.2	8.4	9.8	10.2	38.6
30	GUTMACHER LAILA	UFOLEP 77	2009	0.0	11.6	11.6	12.4	35.6
31	BATATA ADELINE	Carvin	1996	10.8	0.0	11.3	12.0	34.1
32	CHATELIER AMANDINE	UFOLEP 77	2003	11.0	0.0	11.3	10.1	32.4
	DUQUESNOY ALEX	Haisnes	1997	11.7	9.6	11.1	0.0	32.4
34	TRAVERS AMELIE	Eragny	1996	10.0	0.0	10.6	11.4	32.0





35	JANICHON CORALINE	Eragny	1998	0.0	10.6	9.2	10.8	30.6
36	EHRET MARION	Eragny	1997	10.8	9.3	9.8	0.0	29.9
37	GARRE SUZIE	Eragny	2007	0.0	0.0	0.0	0.0	0.0
	GARREYN JULIETTE	Cysoing	2003	0.0	0.0	0.0	0.0	0.0
	PAIN MANON	Cysoing	2003	0.0	0.0	0.0	0.0	0.0
	PAUWELS ROSALIE	Cysoing	2004	0.0	0.0	0.0	0.0	0.0
	DUCHET ALYCIA	Haisnes	2001	0.0	0.0	0.0	0.0	0.0
	HER MARGAUX	Haisnes	2001	0.0	0.0	0.0	0.0	0.0
	IMBAULT CASSIE MARIE	Cergy	2004	0.0	0.0	0.0	0.0	0.0
		Cergy	0	0.0	0.0	0.0	0.0	0.0

8. FEMININ NIVEAU3 11-18 ans . SA_DA (individuels)

8.1. Résultats par équipes

	Equipe	Club					Total
1	Cambrai	59--Cambrai	33.3	39.3	37.4	38.4	148.4
2	Conflans	78--PLM Conflans Gym	32.2	36.5	37.5	38.5	144.7
3	Menucourt	95--Gym menucourtoise	33.4	37.7	36.9	36.6	144.6
4	Marquette-lez-lille	59--St-Michel-Sports	32.9	35.8	35.9	38.8	143.4
5	Les Clayes	78--Les Clayes de la Gym	31.8	38.4	35.6	36.5	142.3
6	Yerres	91--Gym club yerrois	32.9	35.9	35.5	36.9	141.2
7	Champigny	94--RSCChampigny gym	31.8	37.3	34.6	37.1	140.8
8	Vaires	77--Us Vaires	32.7	31.8	34.3	37.2	136.0







8.2. Résultats individuels

	Gymnaste	Equipe	Annee					Total
1	HEGO LOUISE	Cambrai	2010	11.7	13.1	13.1	13.3	51.2
2	GUIDEZ CLAIRE	Cambrai	2007	11.0	13.2	12.4	12.5	49.1
3	SAVARY ANAIS	Marquette-lez-lille	2009	11.0	11.8	12.6	13.2	48.6
4	FONTAINE ANAELLE	Menucourt	2007	10.3	12.8	12.7	12.4	48.2
5	DELANGUE HONORINE	Marquette-lez-lille	2007	10.9	12.2	11.7	12.8	47.6
6	BONHOMME MAELYS	Conflans	2007	10.7	11.7	12.4	12.7	47.5
7	DHOLLANDE LILOU	Cambrai	2009	10.3	13.0	11.9	12.1	47.3
8	PIERRON GAELLE	Conflans	2006	10.8	11.9	11.7	12.7	47.1
	VILAPLANA PALOMA	Conflans	2009	10.5	11.7	11.8	13.1	47.1
10	DEBBABI INES	Yerres	2005	10.7	12.8	12.4	11.1	47.0
11	DAO LUNA	Conflans	2006	10.3	12.9	12.3	11.4	46.9
	DEVAUCHELLES LOU	Champigny	2009	10.3	12.3	11.7	12.6	46.9
13	BARADU MAELYS	Champigny	2007	10.3	13.0	11.7	11.6	46.6
14	DESPATURES AUBANE	Marquette-lez-lille	2009	11.0	11.8	10.8	12.8	46.4
15	COLLOMB CHIARA	Les Clayes	2005	10.5	10.9	12.5	12.4	46.3
16	KERVALLA MELISSA	Conflans	2006	10.6	11.0	12.8	11.8	46.2
17	BOEFFARD FANNY	Menucourt	2004	10.2	12.4	11.7	11.8	46.1
	BOUCHERON ILONA	Champigny	2008	10.8	12.0	11.1	12.2	46.1
19	DUMAS GUILLEMETTE	Les Clayes	2006	9.9	12.7	11.5	11.8	45.9
20	PRINCE ALOUNY	Vaires	2005	11.3	11.2	11.3	12.0	45.8
21	BRIS LAROCHE ROMANE	Les Clayes	2007	11.0	12.4	10.2	12.0	45.6
22	BENDANOUN MELANY	Champigny	2007	10.7	11.3	11.2	12.3	45.5
23	BOUTHEGOURD LUCILE	Menucourt	2004	11.2	10.3	12.2	11.5	45.2
	CRUNELLE MARGAUX	Marquette-lez-lille	2007	10.6	10.9	11.6	12.1	45.2
	DECOUT LAURENE	Marquette-lez-lille	2009	10.7	10.8	11.3	12.4	45.2
26	SCREVE CAROLINE	Cambrai	2006	10.6	10.9	11.0	12.6	45.1
27	GILBERT HEATHER	Vaires	2005	10.8	10.3	11.0	12.9	45.0
28	CHATELIN LAURE	Les Clayes	2006	10.3	12.0	10.8	11.8	44.9
29	DANIEAU SIMON CAPUCINE	Les Clayes	2006	10.0	13.3	10.2	11.2	44.7
30	DELCLOQUE SOLENN	Yerres	2005	10.4	11.2	11.3	11.6	44.5
	POULAIN ELSA	Menucourt	2006	11.0	9.4	12.0	12.1	44.5
32	RAMANATHAN AURA	Vaires	2008	10.6	10.2	11.2	12.3	44.3
	MONACO LORIANE	Yerres	2005	10.5	10.7	10.9	12.2	44.3
34	RENAULT NINON	Les Clayes	2008	10.2	10.0	11.6	12.1	43.9







35	ANDRE MAGALLON MATHILDE	Yerres	2005	11.1	9.1	10.3	12.7	43.2
36	SCHMIDT ROMANE	Cambrai	2010	10.4	9.1	11.2	12.4	43.1
37	SAMBA FOUANI ROMANE	Yerres	2004	11.1	11.9	8.1	11.7	42.8
38	MICHEL SELENA	Conflans	2006	10.7	7.3	8.2	9.8	36.0
39	LECOMTE MATHILDE	Vaires	2006	0.0	10.3	11.8	11.8	33.9
	RAMALINGOM LEANE	Menucourt	2007	11.2	0.0	10.6	12.1	33.9
41	GARNIL LEA	Menucourt	2004	0.0	12.5	11.9	0.0	24.4
42	JOUDOUX NOELIE	Yerres	2005	0.0	0.0	11.8	12.0	23.8
43	ROLLAND MELANIE	Marquette-lez-lille	2006	9.5	9.3	4.4	0.0	23.2
44	DA SILVA MONA	Vaires	2005	0.0	0.0	0.0	0.0	0.0
		Vaires	0	0.0	0.0	0.0	0.0	0.0
	CHANANE MAELLE	Champigny	2004	0.0	0.0	0.0	0.0	0.0
	ESLAULT EMMY	Champigny	2006	0.0	0.0	0.0	0.0	0.0
	FARDEL ISEE	Cambrai	2005	0.0	0.0	0.0	0.0	0.0

9. MASCULIN NIVEAU5 11-16 ans . SA_DA (individuels)

9.1. Résultats par équipes

	Equipe	Club							Total
1	Outreau	62--Outreau	31.4	28.5	36.2	32.5	34.9	31.6	195.1
2	Orsay	91--Caorsay	30.1	18.4	32.9	30.3	30.6	28.1	170.4
3	Dreux	28--Esperance drouaise	27.8	20.9	31.0	30.0	29.4	25.2	164.3

9.2. Résultats individuels

	Gymnaste	Equipe	Année							Total
1	BRIOIS NATHAN	Outreau	2011	11.2	8.1	12.5	11.0	11.5	11.1	65.4
2	REGNAULT HUGO	Outreau	2007	10.4	9.7	12.3	10.9	11.5	10.1	64.9
3	SIRJEAN THOMAS	Orsay	2006	10.6	7.8	12.2	10.5	11.6	10.4	63.1
4	BOULANGER LUCAS	Outreau	2008	9.6	8.3	11.4	10.6	11.8	10.3	62.0
5	DUVAL LUKAS	Outreau	2008	9.8	8.8	10.9	10.6	11.6	9.5	61.2
6	PERALE FLAVIO	Outreau	2008	7.7	10.0	11.2	10.4	10.2	10.2	59.7
7	JURE ETHAN	Dreux	2010	9.6	8.2	11.2	10.8	9.6	9.2	58.6
8	PERRAUDIN LORIS	Orsay	2011	10.0	5.5	11.0	10.5	8.9	8.6	54.5
9	COQUEREL HUGO	Dreux	2011	9.3	7.4	10.8	9.0	9.7	6.6	52.8
10	SCOUARNEC JULES	Dreux	2010	8.9	5.3	9.0	10.2	10.1	6.5	50.0
11	DUCHESNE MARIN	Orsay	2011	7.9	3.7	9.4	9.3	9.9	8.4	48.6
12	SENECHAL TOM	Dreux	2010	7.9	5.2	7.6	8.4	9.3	9.4	47.8
13	VUYLSTEKER NOAH	Orsay	2009	7.7	3.5	9.7	8.0	9.1	9.1	47.1
14	GUINET JULIEN	Orsay	2009	9.5	5.1	8.5	8.0	8.7	6.1	45.9
15	BUISSON CLEMENT	Dreux	2010	0.0	0.0	0.0	0.0	0.0	0.0	0.0
	GAMEIRO JUSTIN	Dreux	2011	0.0	0.0	0.0	0.0	0.0	0.0	0.0
	MATHA BAPTISTE	Orsay	2011	0.0	0.0	0.0	0.0	0.0	0.0	0.0
	BARBIER LOUIS	Outreau	2009	0.0	0.0	0.0	0.0	0.0	0.0	0.0

10. MASCULIN NIVEAU3 11 + . SA_DA (individuels)

10.1. Résultats par équipes

	Equipe	Club							Total
1	Houilles	78--Avant-Garde de Houilles	39.0	25.8	34.7	36.5	37.1	35.2	208.3
2	Draveil TEAM	91--DRAVEIL Team tumbling Gymnastique	36.0	30.5	33.4	34.4	35.2	30.4	199.9
3	UFOLEP 59	59--Luc gym	32.5	28.7	33.8	34.9	34.3	28.5	192.7
4	Dreux	28--Esperance drouaise	28.5	20.9	33.2	33.1	33.4	30.4	179.5
5	Plaisir	78--Etoile gymnique plaisiroise	34.1	23.3	26.2	33.7	31.1	17.3	165.7

10.2. Résultats individuels

	Gymnaste	Equipe	Année							Total
1	GUEX FRANK	Draveil TEAM	1983	12.4	12.5	13.2	11.4	12.6	11.6	73.7
2	COURT ADRIEN	Houilles	1999	12.2	8.1	11.2	12.1	13.1	12.1	68.8
3	FERREIRA THOMAS	Houilles	2001	12.9	7.4	11.5	12.2	11.6	12.0	67.6
4	MOSSE RUBEN *	Cysoing 1 (indiv) (indiv)	2003	12.7	8.2	10.3	12.6	12.0	11.6	67.4
5	MASSAKA HERVYN	Houilles	2001	13.3	9.8	10.9	11.3	10.9	11.1	67.3
6	CACERES STEFAN	Dreux	1987	9.4	8.5	12.0	12.0	11.8	11.7	65.4
7	PICHON ALEXIS	Houilles	1999	12.8	7.9	9.5	12.2	12.4	9.2	64.0
8	DESMOTS SEBASTIEN	Houilles	1982	10.2	7.4	12.0	12.1	11.4	9.1	62.2
	DIX NEUF ARTHUR	UFOLEP 59	2006	9.2	8.8	10.4	12.2	11.7	9.9	62.2
10	PETIT YLIAN	Plaisir	1996	13.3	4.7	8.9	12.6	12.6	9.9	62.0
11	LE TADIC THEO	Dreux	2002	9.4	8.1	11.9	9.8	11.1	11.1	61.4
12	LEGROS NOHE	Draveil TEAM	2008	11.2	8.2	8.1	11.4	10.3	5.9	55.1
13	DOS SANTOS THEO	Dreux	2001	9.7	4.3	9.3	11.3	10.5	7.6	52.7
14	POTTIER MAXENCE	UFOLEP 59	2002	10.6	7.6	9.2	11.6	8.1	5.4	52.5
15	CAILLOUX VALENTIN	UFOLEP 59	2006	10.9	0.6	11.0	10.8	10.7	7.5	51.5
16	FLORAC RODRIGUE	Plaisir	1997	8.3	9.4	9.2	10.5	10.9	2.2	50.5
17	MONGIN CORENTIN	Draveil TEAM	2003	12.4	2.4	6.7	11.6	9.1	8.0	50.2
18	WARGNIER LOUP	UFOLEP 59	2004	11.0	4.1	11.6	11.1	6.7	3.8	48.3
19	ROLAND GREGORY	UFOLEP 59	1994	0.0	12.3	11.2	0.0	11.9	11.1	46.5
20	LE LAN MORGAN	Plaisir	2005	11.6	6.1	5.3	10.6	7.6	5.2	46.4
21	DE FONDAUMIERE ANTHONY	Draveil TEAM	2001	0.0	9.8	12.1	0.0	12.3	10.8	45.0
22	GOREGUES LUCAS	Plaisir	1997	9.2	7.8	8.1	10.2	7.0	0.0	42.3
23	COLLET VINCENT *	Conflans 1 (indiv) (indiv)	1981	6.9	2.3	4.9	10.0	8.7	5.9	38.7
24	BENDJABALLAH MOHAMED	Houilles	1999	0.0	6.3	0.0	0.0	0.0	0.0	6.3
25	GERARD HUGO	Plaisir	1998	0.0	0.0	0.0	0.0	0.0	0.0	0.0
		Plaisir	0	0.0	0.0	0.0	0.0	0.0	0.0	0.0
	AUDRY SIMON	Dreux	1988	0.0	0.0	0.0	0.0	0.0	0.0	0.0
	GAUTHIER THOMAS	Dreux	1995	0.0	0.0	0.0	0.0	0.0	0.0	0.0
		Dreux	0	0.0	0.0	0.0	0.0	0.0	0.0	0.0
	CATINAUD MAXIME	UFOLEP 59	2003	0.0	0.0	0.0	0.0	0.0	0.0	0.0
		Draveil TEAM	0	0.0	0.0	0.0	0.0	0.0	0.0	0.0
		Draveil TEAM	0	0.0	0.0	0.0	0.0	0.0	0.0	0.0

11. MASCULIN NIVEAU4 11 + . SA_DA (individuels)

11.1. Résultats par équipes

	Equipe	Club							Total
1	Arras	62--Arras	39.0	35.0	34.2	35.6	38.5	37.6	219.9
2	Houilles	78--Avant-Garde de Houilles	36.4	35.2	33.1	34.2	38.8	37.0	214.7
3	Lille	59--CGLille	37.5	35.8	32.4	33.1	39.3	35.0	213.1
4	Douai	59--Douai	37.0	35.2	30.6	34.0	38.8	31.3	206.9
5	Dreux	28--Esperance drouaise	35.1	31.4	33.6	32.4	37.6	27.5	197.6
6	Chatou	78--Chatou DynaGym	32.6	26.5	33.5	32.2	34.8	32.0	191.6
7	Rungis	94--GCR RUNGIS	35.8	30.4	28.6	32.4	35.6	27.9	190.7
8	Beauchamp	95--Arabesque gymnique Beauchamp	34.7	29.3	24.9	32.2	35.0	27.6	183.7

11.2. Résultats individuels

	Gymnaste	Equipe	Annee							Total
1	VASSE LUDWIG	Arras	1996	13.2	13.3	12.3	12.4	13.0	13.1	77.3
2	DEREN MATHEO	Arras	2005	13.0	12.5	11.6	12.3	12.9	12.5	74.8
3	FOURMENT RAPHAËL	Houilles	2004	10.8	12.8	12.0	12.4	12.3	12.0	72.3
4	LALLEMANT GAUTIER	Lille	2003	11.1	13.1	10.7	11.9	13.4	11.7	71.9
5	HERLEM LEO	Douai	2003	13.1	12.2	9.4	11.7	12.7	11.5	70.6
6	BRENON ALEXIS	Beauchamp	1991	12.6	13.2	9.5	10.4	12.9	11.8	70.4
7	BOULANGER MATHIS	Douai	2004	12.0	11.4	12.0	11.2	13.1	10.4	70.1
8	DODANE AUGUSTIN	Lille	2005	12.8	11.2	11.9	10.7	12.5	10.6	69.7
9	SUIGNARD MAXIME	Rungis	2002	12.9	11.1	10.0	11.1	12.8	11.7	69.6
10	MERLE SEAN	Chatou	2005	12.4	9.8	12.4	10.8	12.1	11.7	69.2
11	LE BLEVEC ELLIOT	Houilles	2003	10.4	11.8	10.2	10.9	12.4	12.2	67.9
12	BOYER LEO	Houilles	1996	11.9	10.6	9.7	10.8	12.6	12.1	67.7
	COURT NICOLAS	Houilles	1996	11.7	9.5	9.6	10.9	13.3	12.7	67.7
	MANOUVRIER LENNY	Arras	2003	12.8	9.2	10.3	10.9	12.5	12.0	67.7
15	JURE STEVAN	Dreux	2003	12.9	11.7	11.5	11.4	11.8	8.3	67.6
16	LAURENT PIERRE	Lille	1997	12.2	9.6	9.8	10.2	13.1	12.4	67.3
17	BOCK JEREMIE	Dreux	1996	11.5	9.6	11.5	10.7	12.9	10.9	67.1
18	LERMECHAIN ETIENNE	Houilles	2002	12.8	8.6	10.9	10.9	12.9	10.6	66.7
19	GAILLARD JEAN-GAËL	Lille	1997	11.8	11.5	9.0	10.5	12.8	10.9	66.5
20	LECOMTE DORIAN	Douai	1997	11.9	10.1	8.7	11.1	13.0	9.4	64.2
21	CONDAMINE GASPARD	Arras	2007	12.4	8.1	8.1	10.4	12.6	11.7	63.3
22	PIFFARA REMI	Dreux	1996	10.7	10.1	10.6	10.3	12.9	8.3	62.9
23	SPINOSA NATHAN	Rungis	2005	12.0	9.5	10.0	10.9	10.5	7.8	60.7
24	HELIAS GRÉGORIE	Chatou	2003	9.6	8.9	9.3	10.7	12.2	9.9	60.6
25	BOLE-FEYSOT YANN	Chatou	1971	10.6	5.5	11.8	10.7	9.9	10.4	58.9
26	LEGROS-GARNIER VICTOR	Rungis	2007	10.9	9.8	5.9	10.4	11.6	8.0	56.6
27	HAMMACHE LILIAN	Beauchamp	2003	10.8	5.8	9.2	11.6	11.6	6.3	55.3
28	THIERY ETIENNE	Rungis	2008	10.7	5.0	8.6	10.1	11.2	8.2	53.8
29	CONRARDY NATHAN	Douai	2007	10.8	5.3	6.9	10.7	10.5	8.6	52.8
30	NUNES BAPTISTE	Beauchamp	2003	11.3	9.9	3.6	10.1	10.2	7.5	52.6
31	NARDY QUENTIN	Beauchamp	2004	10.7	6.2	6.2	9.9	10.5	8.0	51.5
32	DUMONT MICKAEL	Lille	1990	12.5	9.1	8.0	9.8	10.1	0.0	49.5
33	BONIN ANTOINE	Chatou	2004	8.9	7.8	8.2	0.0	10.5	9.4	44.8

34	GUTIERREZ NICOLAS	Houilles	1990	0.0	10.6	8.6	0.0	12.2	0.0	31.4
35	OTMANI ADAM	Beauchamp	2007	5.5	4.8	2.1	10.2	0.0	7.8	30.4
36	LAZZARIN PIERRE-LUC	Douai	1987	0.0	11.6	9.2	0.0	8.5	0.0	29.3
37		Beauchamp	0	0.0	0.0	0.0	0.0	0.0	0.0	0.0
	LEGEAY COME	Dreux	2006	0.0	0.0	0.0	0.0	0.0	0.0	0.0
	ROCCHI EDDY	Dreux	1984	0.0	0.0	0.0	0.0	0.0	0.0	0.0
	THEBAULT GAYLORD	Dreux	1981	0.0	0.0	0.0	0.0	0.0	0.0	0.0
	BATTIN KYLIAN	Rungis	2001	0.0	0.0	0.0	0.0	0.0	0.0	0.0
	TROUILLET BAPTISTE	Rungis	2004	0.0	0.0	0.0	0.0	0.0	0.0	0.0
	HEQUET SACHA	Arras	2002	0.0	0.0	0.0	0.0	0.0	0.0	0.0
		Arras	0	0.0	0.0	0.0	0.0	0.0	0.0	0.0
	TOURBEZ SIMEON	Lille	2003	0.0	0.0	0.0	0.0	0.0	0.0	0.0
	BOULANGER MAXENCE	Douai	2004	0.0	0.0	0.0	0.0	0.0	0.0	0.0
	GIRAUD MATHIEU	Chatou	1985	0.0	0.0	0.0	0.0	0.0	0.0	0.0
	MREJEN JOACHIM	Chatou	2003	0.0	0.0	0.0	0.0	0.0	0.0	0.0

12. MASCULIN NIVEAU4 11-16 ans . SA_DA (individuels)

12.1. Résultats par équipes

	Equipe	Club							Total
1	LUC gym	59--Luc gym	36.4	36.3	36.1	33.1	37.8	33.1	212.8
2	Cysoing	59--Progres cysonien	37.7	33.6	37.2	35.7	37.5	28.0	209.7
3	Calais	62--Etoile de Calais	35.3	29.0	34.0	35.0	38.5	32.6	204.4
4	Gargenville	78--Espérance de gargenville	35.0	26.6	27.8	34.1	30.8	26.4	180.7
5	Houilles 1	78--Avant-Garde de Houilles	29.2	25.4	30.3	31.2	35.4	28.6	180.1
6	Houilles 2	78--Avant-Garde de Houilles	30.0	27.3	28.0	31.1	35.4	25.9	177.7
7	Conflans	78--PLM Conflans Gym	30.6	25.0	26.4	33.1	33.3	26.1	174.5

12.2. Résultats individuels

	Gymnaste	Equipe	Annee							Total
1	DIXNEUF ELIOT	LUC gym	2008	12.5	12.9	12.9	11.1	12.9	11.3	73.6
2	TRUFFIER ROBIN	Cysoing	2007	12.6	11.9	12.8	12.2	12.6	9.7	71.8
3	LOUISON TIBO	Calais	2006	12.4	10.3	12.0	12.2	12.8	11.0	70.7
4	MALFOY STAN	Calais	2008	12.4	11.3	10.4	12.4	12.9	11.1	70.5
	DEPECKER SIMON	LUC gym	2007	12.6	11.9	10.7	10.6	12.5	12.2	70.5
6	SOCKEEL EMILIE	Cysoing	2006	12.3	12.3	12.5	11.3	12.8	8.8	70.0
7	THORAX DIMITRI	Gargenville	2011	12.6	12.4	11.7	10.9	11.3	9.7	68.6
8	IVANES NICOLAS *	Les mureaux 1 (indiv) (indiv)	2006	12.0	11.2	11.8	12.6	12.1	8.2	67.9
9	LANEZ THEO	Cysoing	2007	12.5	9.4	11.9	10.5	12.1	9.5	65.9
10	BAILLEUL HUGO	LUC gym	2007	9.8	11.0	12.5	11.3	12.4	8.6	65.6
11	BAILLEUL NOAH	LUC gym	2009	11.3	11.5	9.7	10.7	11.0	7.7	61.9
12	TRUFFIER LOUIS	Cysoing	2006	12.6	7.8	10.8	12.2	9.5	8.6	61.5
13	FOURNIER ELIOTT	Houilles 1	2006	10.7	8.4	9.6	10.8	11.8	9.9	61.2
14	ALLART NOÉ	Calais	2007	10.5	5.2	11.6	10.4	12.8	10.5	61.0
15	BURGERT QUENTIN	Houilles 2	2008	10.6	8.3	10.2	9.6	12.3	9.6	60.6
16	PELLERIN CLEMENT	Gargenville	2008	11.7	7.1	10.0	12.5	9.4	9.6	60.3
17	CHEURFA LIAM	Conflans	2007	11.2	9.6	7.1	11.3	11.6	8.5	59.3
18	JEUDY MARTIN	Houilles 1	2006	8.7	8.9	10.4	10.1	12.5	8.4	59.0
19	DRAYSS CHARLY	Calais	2007	9.6	7.4	9.9	10.4	12.6	8.8	58.7
20	PRUVOST ELI NOE	LUC gym	2011	10.8	8.9	8.4	10.7	10.1	9.6	58.5
21	HENCHOZ AUGUSTIN	Houilles 2	2009	9.7	9.4	5.9	11.3	12.4	9.1	57.8
22	DABILLY LEANDRE	Conflans	2006	9.5	9.0	9.6	10.0	11.0	8.5	57.6
23	BOYD SAM	Conflans	2008	9.3	6.4	9.3	11.2	10.7	9.1	56.0
24	TONDI LEANDRE	Gargenville	2008	10.2	7.1	6.1	10.7	10.1	7.1	51.3
25	LARIVIERE PAUL	Houilles 2	2007	9.7	8.1	8.6	9.9	8.2	6.3	50.8
26	WELLENSTEIN NOÉ	Houilles 1	2007	9.0	8.1	10.3	0.0	11.1	10.3	48.8
27	FAY THOMAS	Conflans	2009	9.9	2.8	7.5	10.6	9.6	7.7	48.1
28	CAZEMAJOU TRISTAN	Houilles 2	2009	9.1	9.0	3.3	9.9	10.7	5.8	47.8
29	GONCALVES MATIAS	Houilles 2	2007	3.5	8.9	9.2	9.6	7.7	7.2	46.1
30	PRINCE ERWAN	Houilles 1	2006	9.5	3.2	5.7	10.3	9.3	7.7	45.7
31	PRINCE JUSTIN	Houilles 1	2006	8.8	2.0	6.1	9.9	7.5	5.6	39.9
32	CADIOT LUCAS	Houilles 2	2008	6.2	2.0	5.6	9.2	3.8	4.0	30.8
	CARVALHO NOA	Gargenville	2008	6.2	0.0	1.8	9.9	7.1	5.8	30.8
34	RACHID NAHEL	Gargenville	2009	10.7	0.0	0.0	10.7	0.0	5.5	26.9







35	DELALANDE GAËTAN	Houilles 1	2007	0.0	0.0	0.0	0.0	0.0	0.0	0.0
		Conflans	0	0.0	0.0	0.0	0.0	0.0	0.0	0.0
		Conflans	0	0.0	0.0	0.0	0.0	0.0	0.0	0.0
		Gargenville	0	0.0	0.0	0.0	0.0	0.0	0.0	0.0
	DECLEMY MAXENCE	Calais	2006	0.0	0.0	0.0	0.0	0.0	0.0	0.0
		Calais	0	0.0	0.0	0.0	0.0	0.0	0.0	0.0
		Cysoing	0	0.0	0.0	0.0	0.0	0.0	0.0	0.0
		Cysoing	0	0.0	0.0	0.0	0.0	0.0	0.0	0.0
	LECOMTE EWEN	LUC gym	2008	0.0	0.0	0.0	0.0	0.0	0.0	0.0

13. MASCULIN NIVEAU5 7-14 ans . SA_DA (individuels)

13.1. Résultats par équipes




	Equipe	Club							Total
--	--------	------	---	---	--	---	---	---	-------

13.2. Résultats individuels







	Gymnaste	Equipe	Anne e							Total
1	HJORTH BALDER *	Conflans 1 (indiv) (indiv)	2009	0.0	0.0	0.0	0.0	0.0	0.0	0.0

14. MASCULIN NIVEAU5 11 + . SA_DA (individuels)

14.1. Résultats par équipes







	Equipe	Club							Total
1	Chartres	28--essor des carnutes	34.6	31.2	36.8	32.6	35.6	30.0	200.8
2	Mouvoux	59--Association Sportive Mouvilloise	31.7	30.8	36.8	31.8	35.3	30.1	196.5
3	Rungis	94--GCR RUNGIS	33.2	26.9	35.9	30.7	35.0	29.8	191.5
4	Douai	59--Douai	34.2	25.0	34.9	32.8	33.2	30.1	190.2
5	Arras	62--Arras	28.1	20.1	32.8	28.7	32.3	27.0	169.0

14.2. Résultats individuels







	Gymnaste	Equipe	Annee							Total
1	NOIRAULT FRANCOIS	Chartres	1976	11.6	12.9	12.6	10.5	12.1	12.0	71.7
2	DEPRAETER ALEXANDRO	Mouvoux	2000	11.9	10.9	12.5	11.2	12.1	9.5	68.1
3	DELVAL LUCIEN	Mouvoux	2001	10.2	10.9	12.3	11.1	12.3	11.0	67.8
4	DOBY-MORIAU RAFAEL	Douai	2010	10.9	8.9	12.5	11.1	10.9	11.9	66.2
5	LOUIS JAMES	Chartres	2007	12.0	10.4	10.1	11.2	12.1	9.7	65.5
6	KURZENNE MATHIEU *	Athis Mons 1 (indiv) (indiv)	1998	9.8	7.9	12.9	10.8	12.3	11.7	65.4
7	POUILLY MAEL	Douai	2010	10.9	8.5	12.4	10.6	10.7	10.0	63.1
8	MAYEUR PIERRE	Arras	2005	11.3	8.7	10.7	9.5	11.8	10.9	62.9
9	JOSEPH MATTHIEW	Arras	1999	10.0	7.4	11.6	10.2	11.6	10.3	61.1
10	ANSART THEO	Douai	2002	12.4	7.6	10.0	11.1	11.6	7.4	60.1
11	BOURIC JULES	Chartres	2005	11.0	7.9	12.0	9.4	11.1	8.3	59.7
12	SONKEY ZOLA	Chartres	2010	10.7	6.1	12.2	10.9	11.4	7.2	58.5
13	POUBANNE PHILIPPE	Rungis	1961	9.3	5.9	11.9	10.0	10.8	8.2	56.1
14	DESCHAMPS NATHAN	Mouvoux	2002	5.4	9.0	12.0	9.1	10.9	9.6	56.0
15	CLESSE ELLIOTT	Mouvoux	2007	6.6	8.3	11.3	9.5	10.2	9.3	55.2
16	NUTIN LEO	Mouvoux	2007	7.6	8.4	11.5	8.9	9.6	8.8	54.8
17	LEHTOVIRTA QUENTIN	Rungis	1989	11.3	10.5	0.0	9.7	12.1	10.2	53.8
18	MOLLE ARNAUD	Rungis	1989	10.9	4.9	12.2	9.0	9.4	7.2	53.6
19	LECLERC DYLAN	Rungis	1994	0.0	7.9	11.8	10.0	12.1	11.4	53.2
20	CHAIBELAIN HUGO	Rungis	2007	11.0	4.7	9.9	9.4	9.3	6.5	50.8
21	MARTIN THEO	Douai	2009	9.6	5.8	8.9	10.0	7.1	8.2	49.6
22	BLEUSE KILLIAN	Mouvoux	2000	9.6	5.2	8.8	9.0	10.2	4.9	47.7
23	THAVIOT MATHIEU	Rungis	1987	10.6	8.5	0.0	10.7	10.1	7.0	46.9
24	MOUCHAZI AHMED	Arras	1991	6.8	4.0	10.5	9.0	8.9	5.8	45.0
25	ROUAULT RAPHAEL	Chartres	2009	7.4	4.3	8.7	0.0	8.1	3.9	32.4
26	MAERTEN LILIE	Arras	2008	0.0	0.0	0.0	0.0	0.0	0.0	0.0
	ZITOUNI ELYESSE	Arras	2004	0.0	0.0	0.0	0.0	0.0	0.0	0.0
	CHARLES-DONATIEN CEDRIC	Douai	1977	0.0	0.0	0.0	0.0	0.0	0.0	0.0
	GOULU JULIEN	Chartres	2006	0.0	0.0	0.0	0.0	0.0	0.0	0.0

15. MASCULIN NIVEAU6 11 + . SA_DA (individuels)

15.1. Résultats par équipes





	Equipe	Club							Total
1	Lille	59--CGLille	31.1	27.7	32.0	30.4	33.8	31.4	186.4
2	Plaisir	78--Etoile gymnique plaisiroise	31.7	18.7	32.9	27.7	31.9	27.6	170.5

15.2. Résultats individuels





	Gymnaste	Equipe	Anne e							Total
1	PLOMTEUX RODRIGUE	Lille	2010	10.3	9.9	10.7	9.5	11.2	10.7	62.3
2	ALAMRAOUI NASSIM	Plaisir	1999	11.8	6.9	12.1	9.4	11.7	10.2	62.1
3	SIMON JEAN LOU	Lille	2010	10.7	9.1	8.1	10.1	11.5	10.8	60.3
4	WICKER MARTIN	Lille	2006	9.7	8.7	10.6	9.5	10.8	9.9	59.2
5	CARTIER NATHAN	Plaisir	2011	10.9	5.9	10.3	9.2	10.5	8.4	55.2
6	VLANDAS AUGUSTIN	Lille	2007	10.1	8.3	10.1	8.4	11.1	5.4	53.4
7	PERROT ROBIN	Plaisir	2000	9.0	5.9	10.5	9.1	9.7	9.0	53.2
8	BLANC SURMONT NOAM	Lille	2010	8.1	4.7	10.7	10.8	10.3	7.1	51.7
9	ARGELES MATHIS	Plaisir	2008	0.0	0.0	0.0	0.0	0.0	0.0	0.0
	BOSSIO WANGI DJIBRIL	Plaisir	2008	0.0	0.0	0.0	0.0	0.0	0.0	0.0
	TAX LENNY *	Athis Mons 1 (indiv) (indiv)	2003	0.0	0.0	0.0	0.0	0.0	0.0	0.0

16. FEMININ NIVEAU3 11-15 ans . SA_DA (individuels)

16.1. Résultats par équipes





	Equipe	Club					Total
1	Les Clayes	78--Les Clayes de la Gym	32.7	38.5	35.0	37.7	143.9
2	Yerres	91--Gym club yerrois	33.1	35.8	35.9	37.2	142.0

16.2. Résultats individuels





	Gymnaste	Equipe	Annee					Total
1	WILLAY LOU	Les Clayes	2008	11.1	13.2	12.1	12.9	49.3
2	STALLAERTS LALIE	Yerres	2008	11.1	12.8	12.1	12.5	48.5
3	FONTAINE AMELIE	Les Clayes	2008	11.1	12.9	11.2	12.3	47.5
4	CASO SIMEON LEA	Les Clayes	2010	10.4	12.4	11.1	12.4	46.3
	JOUDOUX AMBRE	Yerres	2007	10.9	11.5	11.8	12.1	46.3
6	POTIEZ EMILIE	Yerres	2008	10.4	11.5	11.9	11.9	45.7
7	SHAM PRADERIO LISA	Les Clayes	2009	10.5	11.4	11.0	12.4	45.3
8	DOS SANTOS LEANE	Les Clayes	2008	10.4	10.8	11.7	12.1	45.0
	RIVIERE ALICE	Les Clayes	2008	9.8	12.1	10.7	12.4	45.0
10	BULCKE HELOISE	Yerres	2008	10.7	9.8	11.9	12.2	44.6
11	GALLIEN CALVET CAMILLE	Yerres	2007	11.1	11.4	7.9	12.5	42.9
12		Yerres	0	0.0	0.0	0.0	0.0	0.0

17. FEMININ NIVEAU2 11-18 ans . SA_DA (individuels)

17.1. Résultats par équipes

	Equipe	Club					Total
1	Les Clayes	78--Les Clayes de la Gym	33.2	32.2	34.9	37.6	137.9
2	Gargenville	78--Espérance de gargenville	31.7	30.2	31.6	36.7	130.2
3	Cerny	91--Gymnastique sportive de cerny	32.7	24.5	32.9	29.6	119.7

17.2. Résultats individuels





	Gymnaste	Equipe	Annee					Total
1	DUGOURGEOT LILA *	Lognes 1 (indiv) (indiv)	2009	11.8	12.8	12.5	13.5	50.6
2	GABOUZE KATIA *	Boulogne 1 (indiv) (indiv)	2008	12.9	11.9	12.6	12.4	49.8
3	MAULNY AGATHE	Cerny	2004	12.5	11.7	11.8	12.5	48.5
4	LA FONTA LUCILE	Les Clayes	2006	11.3	10.3	12.0	12.7	46.3
5	PHILIPPE ALYCIA	Les Clayes	2006	10.6	10.3	11.7	12.3	44.9
6	LEFEBVRE CYLIA	Les Clayes	2008	11.3	9.5	11.2	12.6	44.6
7	VOLLE INÈS	Gargenville	2008	10.9	9.0	9.9	12.3	42.1
8	L'ACHIVER EMMA	Gargenville	2006	9.9	8.5	11.7	11.4	41.5
9	GALIBERT CLARA	Gargenville	2007	10.9	7.3	10.0	13.0	41.2
10	LEFEBVRE GARANCE	Cerny	2005	10.7	5.1	10.1	8.4	34.3
11	VAUTHIER AMANDINE	Cerny	2004	9.3	3.9	11.0	8.7	32.9
12	RAMIREZ MARION	Cerny	2005	9.5	7.7	5.1	0.0	22.3
13	VIXAMAR IRIS	Les Clayes	2006	0.0	11.6	0.0	0.0	11.6
14	DIOMANDE EVA	Gargenville	2006	0.0	10.9	0.0	0.0	10.9
15	CAILLAUD LOU-ANN	Gargenville	2008	0.0	10.3	0.0	0.0	10.3
16	HADDANE SARAH	Les Clayes	2006	0.0	0.0	0.0	0.0	0.0
		Les Clayes	0	0.0	0.0	0.0	0.0	0.0
		Cerny	0	0.0	0.0	0.0	0.0	0.0
		Cerny	0	0.0	0.0	0.0	0.0	0.0
	CASSIER CANDICE	Gargenville	2006	0.0	0.0	0.0	0.0	0.0

18. FEMININ NIVEAU1 11-18 ans . SA_DA (individuels)

18.1. Résultats par équipes







	Equipe	Club					Total

18.2. Résultats individuels







	Gymnaste	Equipe	Annee					Total
1	RABATE ARIANE *	Loos 1 (indiv) (indiv)	2004	13.3	12.9	14.1	14.0	54.3

19. MASCULIN NIVEAU2 11 + . SA_DA (individuels)

19.1. Résultats par équipes







	Equipe	Club							Total
1	LUC gym	59--Luc gym	36.7	36.6	40.9	37.5	38.5	35.3	225.5

19.2. Résultats individuels







	Gymnaste	Equipe	Anne e							Total
1	CERRI CONSTANTIN	LUC gym	1996	12.6	13.6	13.4	12.1	13.0	11.0	75.7
2	ROELANDTS NICOLAS	LUC gym	1981	11.7	10.8	13.4	12.6	12.3	12.4	73.2
3	CARON KEVIN *	Cysoing 1 (indiv) (indiv)	1998	12.8	9.2	12.4	11.2	12.0	10.3	67.9
4	DESWARTE JONATHAN	LUC gym	1991	11.4	10.7	12.6	12.4	11.0	9.0	67.1
5	FOURNIER LOUIS	LUC gym	2004	12.4	12.2	11.3	12.5	11.2	5.3	64.9
6	MASSE ANTOINE *	Beauchamp 1 (indiv) (indiv)	1995	12.0	4.8	9.6	11.2	10.6	10.0	58.2
7	DUPONT ANTHONY	LUC gym	2002	11.5	10.7	11.3	0.0	13.2	10.0	56.7
8	DELGATTE PIERRE	LUC gym	1988	0.0	6.9	14.1	12.1	10.7	11.9	55.7

20. MASCULIN NIVEAU3 11-18 ans . SA_DA (individuels)

20.1. Résultats par équipes

	Equipe	Club							Total
1	Draveil Gym	91--A'tous gym Draveil	39.1	23.8	35.8	38.0	35.0	25.8	197.5

20.2. Résultats individuels







	Gymnaste	Equipe	Année							Total
1	RAIZON TEO	Draveil Gym	2004	12.8	11.4	12.5	13.2	11.6	10.4	71.9
2	LAMPE STEEVE	Draveil Gym	2005	13.2	8.0	11.6	12.7	11.1	6.3	62.9
3	DUVALLET ADRIEN	Draveil Gym	2004	13.1	4.4	11.7	12.1	12.3	9.1	62.7
4	THAVOT LEO	Draveil Gym	2007	5.8	2.4	6.2	10.1	6.0	4.9	35.4
5		Draveil Gym	0	0.0	0.0	0.0	0.0	0.0	0.0	0.0
		Draveil Gym	0	0.0	0.0	0.0	0.0	0.0	0.0	0.0

21. MASCULIN NIVEAU1 11 + . SA_DA (individuels)

21.1. Résultats par équipes

	Equipe	Club							Total
--	--------	------	---	---	--	---	---	---	-------

21.2. Résultats individuels

	Gymnaste	Equipe	Anne e							Total
1	ALLEK IDRIS *	Athis Mons (Indiv)	2001	13.3	0.0	1.4	11.5	6.8	3.8	36.8
2	2 *	Athis Mons (Indiv)	0	0.0	0.0	0.0	0.0	0.0	0.0	0.0
3	3 *	Athis Mons (Indiv)	0	0.0	0.0	0.0	0.0	0.0	0.0	0.0
4	4 *	Athis Mons (Indiv)	0	0.0	0.0	0.0	0.0	0.0	0.0	0.0
5	5 *	Athis Mons (Indiv)	0	0.0	0.0	0.0	0.0	0.0	0.0	0.0