


**Résultats de la compétition**  
***Régionaux Ile de France***  
***Conflans***  
***18 et 19 mars 2023***

# 1. FEMININ NIVEAU4 11 + . SA\_DA (individuels)

## 1.1. Résultats par équipes

	Equipe	Club					Total
1	Beauchamp	95--Arabesque gymnique Beauchamp	33.6	37.6	38.0	35.6	144.8
2	Montereau	77--Cs montereau	35.2	36.5	36.6	36.0	144.3
3	Fresnes	94--A.A.S. FRESNES	33.2	38.1	34.9	36.1	142.3
4	Eragny	95--Gsa eragny	32.3	37.9	35.5	35.4	141.1
5	Osny	95--Espoirs gymniques d'osny	32.3	37.8	35.3	35.1	140.5
6	Draveil TEAM	91--DRAVEIL Team tumbling Gymnastique	33.7	34.7	34.8	37.0	140.2
7	Menucourt	95--Gym menucourtoise	33.1	35.7	35.9	34.6	139.3
8	Cergy	95--Cergy'm Club	33.1	35.7	34.6	35.2	138.6
9	Houilles	78--Avant-Garde de Houilles	32.3	33.8	34.4	36.6	137.1
10	Les Clayes	78--Les Clayes de la Gym	32.1	33.4	35.0	36.2	136.7
11	Conflans	78--PLM Conflans Gym	33.1	36.3	34.4	32.3	136.1
12	Plaisir	78--Etoile gymnique plaisiroise	32.4	32.8	35.4	34.8	135.4
	Athis Mons	91--Uso Athis Mons	32.4	33.3	33.9	35.8	135.4
14	Chilly Morangis	91--Cgmc	32.6	33.9	33.0	35.0	134.5
15	Chatou	78--Chatou DynaGym	31.7	31.1	35.5	35.3	133.6
16	Bray	77--Club sportif braytois	31.3	31.5	34.7	34.0	131.5
17	Marcoussis	91--Asm	31.7	31.5	32.6	33.8	129.6
18	Rungis	94--GCR RUNGIS	30.9	31.0	34.4	30.7	127.0

## 1.2. Résultats individuels





	Gymnaste	Equipe	Annee					Total
1	GOLLIAU LUCILLE	Montereau	1997	12.7	12.3	12.3	12.1	49.4
2	FLEURINK CHARL7NE	Beauchamp	1986	11.2	13.1	12.9	11.7	48.9
3	CELET MAILYS *	Meulan 1 (indiv) (indiv)	2004	11.3	12.2	11.6	12.8	47.9
4	PAUL LISE	Draveil TEAM	2003	11.2	12.1	11.6	12.9	47.8
5	BEATRIZ LÉA	Eragny	1998	11.2	12.3	12.3	11.7	47.5
6	SKWARA MARINE	Beauchamp	1994	10.8	12.9	12.9	10.8	47.4
	DYMALA MAELYS	Draveil TEAM	2003	11.4	11.6	11.9	12.5	47.4
8	KERRAND LAUREEN	Beauchamp	2003	11.3	11.5	12.2	12.3	47.3
9	DELOPHONT TANYA	Plaisir	2007	11.0	12.1	12.2	11.9	47.2
10	EGGER ELEONORE	Conflans	1998	11.2	12.9	11.1	11.9	47.1
	THIRAVONG MEYNO	Fresnes	2006	10.9	12.3	11.8	12.1	47.1
12	GHIRINGHELLI CHARLINE	Eragny	1993	10.6	12.7	11.9	11.8	47.0
13	RELOUZAT PRICILIA	Menucourt	2003	11.0	12.0	12.4	11.5	46.9
14	HOUARD CAMILLE	Fresnes	2006	10.9	13.1	10.7	12.1	46.8
	NESSAH SANA	Fresnes	2006	11.1	12.6	11.2	11.9	46.8
	PERHIRIN MANON	Chatou	2000	10.9	11.5	12.4	12.0	46.8
17	GOBILLOT CAMILLE	Montereau	1986	11.3	10.6	12.5	12.3	46.7
18	KUMI-BOAFO NOI	Montereau	2006	11.2	11.9	11.8	11.6	46.5
	CUSA VIRGEN	Chilly Morangis	1992	11.2	11.9	10.8	12.6	46.5
20	VIOLLET ANDREANE	Menucourt	2002	11.1	12.9	10.9	11.5	46.4
21	OUAREZKI HANAE	Cergy	2011	11.2	11.8	11.7	11.5	46.2
22	BAILLIET LUCILLE	Osny	2005	9.9	12.1	11.8	12.2	46.0
23	THOMAS CORALIE	Beauchamp	1996	11.1	11.6	11.4	11.6	45.7

	MINHOTO CASSANDRA	Athis Mons	2000	11.4	10.1	12.1	12.1	45.7
	LOUIS ALIENOR *	Meulan 1	2004	11.3	10.8	11.5	12.1	45.7
26	DANIELOU CLARISSE	Houilles	2005	10.0	12.1	10.9	12.6	45.6
	TRELLU ALINE	Les Clayes	1998	10.6	11.2	12.6	11.2	45.6
	CHARTON ABIGAIL	Fresnes	2009	11.0	12.4	11.9	10.3	45.6
29	DUBREUIL JOHANNA	Bray	2000	10.0	12.0	12.0	11.5	45.5
30	GRANIER MATHILDE	Eragny	1996	10.4	12.9	10.7	11.4	45.4
31	CLOUSY PAULINE	Cergy	1999	11.0	11.7	10.5	12.0	45.2
32	RICHARD CHARLÈNE	Cergy	1996	10.2	12.2	11.6	11.1	45.1
33	LEFEBVRE MAELYS	Les Clayes	2002	10.9	11.8	11.0	11.2	44.9
	SOLDO MARINA	Plaisir	2001	11.2	10.4	11.5	11.8	44.9
35	REDON LAURA	Houilles	2003	10.6	9.8	11.9	12.5	44.8
	MORIN MARION	Montereau	1994	10.4	12.3	10.8	11.3	44.8
	BOUILLIÉ MATHILDE	Cergy	2010	10.9	11.7	10.5	11.7	44.8
38	GOBY CHLOE *	Montereau 1 (indiv) (indiv)	2002	10.9	11.4	11.4	11.0	44.7
39	MOSCA DE JESUS NAIS	Houilles	2001	11.1	11.9	10.1	11.5	44.6
40	LAURIN FANNY	Les Clayes	1998	10.6	10.1	10.7	12.4	43.8
41	DABILLY ELEONORE *	Conflans 1 (indiv) (indiv)	2000	10.2	11.7	11.7	10.1	43.7
	LECANU ANDREA	Osny	1998	10.9	10.7	11.2	10.9	43.7
	VIGNAUD FLORINE	Osny	2004	10.6	12.6	9.9	10.6	43.7
44	LAPOSI AMBRE	Les Clayes	2001	10.6	10.4	11.1	11.5	43.6
45	BAROUX ANAE	Marcoussis	2004	10.3	10.0	11.7	11.5	43.5
	DELAHAYS CHLOE	Chatou	2004	10.7	10.5	10.7	11.6	43.5
47	JOLY SASHA	Conflans	2004	11.1	11.5	11.5	9.0	43.1
	DENIS LAURA	Menucourt	2001	11.0	8.9	11.6	11.6	43.1
49	ROUX NOLWENN	Houilles	2002	10.6	9.8	11.6	11.0	43.0
	SUPIOT JULIE	Eragny	1981	10.5	9.7	11.0	11.8	43.0
	ENGEL MARIE	Rungis	1998	10.0	11.1	10.8	11.1	43.0
	BOLE-FEYSOT ANNA	Chatou	2005	10.0	9.1	12.2	11.7	43.0
53	SULPICE LAURA	Eragny	1988	10.5	9.2	11.3	11.8	42.8
54	GEILING FRANCESCA	Les Clayes	1998	10.6	8.3	11.3	12.3	42.5
55	PERROT EMMA	Plaisir	2004	10.2	9.4	11.6	11.1	42.3
56	BARBOT AURELIE	Rungis	1995	9.8	10.4	12.2	9.7	42.1
	TOURE ROKYA	Bray	2008	11.5	6.4	11.6	12.6	42.1
58	SUARD MATHILDE	Menucourt	1983	10.0	10.8	11.3	9.9	42.0
59	COMPARIN FAUTRA THIYA	Athis Mons	2002	10.9	10.9	9.7	9.9	41.4
60	DOS SANTOS SILVA CASSANDRE	Conflans	2000	10.1	9.9	11.7	9.6	41.3
61	DE MARSILLAC PHILIPPINE	Chatou	2005	10.1	9.1	10.9	11.0	41.1
62	FRECHON AMELINE	Plaisir	2007	10.1	9.5	11.6	9.8	41.0
63	THIVARONG MEYLI	Fresnes	2004	11.1	8.6	11.0	10.1	40.8
64	COQUART MARGAUX	Chilly Morangis	2003	10.4	9.9	9.9	10.4	40.6
65	PICART ANAIS	Conflans	2004	10.8	10.8	10.5	8.4	40.5
66	VOISIN MELANIE	Marcoussis	1991	10.8	9.7	10.5	9.4	40.4
	DASILVA LEA	Chilly Morangis	2004	10.4	7.1	10.9	12.0	40.4
68	SINOQUET LISA	Bray	2007	9.8	10.8	9.8	9.9	40.3
69	STEPHAN LAURINE	Marcoussis	2007	10.2	10.1	10.0	9.7	40.0
70	SAPPEY MARIE	Plaisir	2007	10.1	9.0	10.3	10.5	39.9
	BROCQUEVIELLE MARIE	Rungis	1989	10.8	9.5	9.7	9.9	39.9
72	AUBIN JADE	Marcoussis	2001	10.6	8.1	10.4	10.6	39.7
73	VIEIRA EMIE	Beauchamp	2004	11.0	7.3	11.9	9.3	39.5
74	ANTUNES ELOISE	Athis Mons	2007	10.1	7.8	9.9	11.5	39.3
75	GOMES DA SILVA ALEXANDRA	Osny	2003	10.7	7.3	10.8	10.3	39.1
76	PHILIPPE MATHILDE	Osny	1989	0.0	13.1	12.1	12.0	37.2





77	BOISNOIR GWENDOLYN	Athis Mons	2003	0.0	12.3	11.9	12.2	36.4
78	GOMES CERQUEIRA JOLIANA	Chilly Morangis	2007	9.1	5.2	10.4	10.2	34.9
79	BRUNEL LEA	Conflans	2005	10.7	6.3	7.0	10.8	34.8
80	GRANGER CLÉMENCE	Houilles	2002	9.8	7.6	6.6	10.3	34.3
81	DENIS ROXANE	Menucourt	1998	10.8	0.0	11.9	11.5	34.2
82	SCATTOLINI THEA	Montereau	2000	0.0	11.0	11.1	11.5	33.6
	YOR MISAKI	Draveil TEAM	2009	10.7	0.0	11.3	11.6	33.6
84	LEPP MARIE	Draveil TEAM	2005	11.1	11.0	11.3	0.0	33.4
85	PINTO AMELYS	Chilly Morangis	2000	10.4	12.1	10.8	0.0	33.3
86	LAKEHAL LINA	Montereau	1999	11.2	11.3	10.7	0.0	33.2
87	REBEYROL EMMA	Osny	2000	10.7	10.6	11.4	0.0	32.7
88	BINARD LAURE	Marcoussis	2004	9.0	11.4	0.0	11.7	32.1
89	SAILLY AUDREY	Eragny	1986	0.0	10.9	10.9	10.0	31.8
90	COLLIN MELODIE	Conflans	2006	0.0	11.9	11.2	7.9	31.0
91	VERHOESTRAETE MANON	Chilly Morangis	2005	11.0	8.1	11.3	0.0	30.4
92	BOUTHEGOURD EMMA	Cergy	2006	9.9	0.0	11.3	8.9	30.1
93	BOURDET ALIX	Les Clayes	1997	10.6	10.3	9.0	0.0	29.9
	REITER PAULINE	Rungis	1995	10.1	0.0	11.4	8.4	29.9
95	MINIER KLERVI	Beauchamp	1998	0.0	9.3	8.5	10.1	27.9
96	THULLIER MARION	Houilles	2002	10.6	7.1	7.5	0.0	25.2
97	MABROUK IMEN	Plaisir	2008	0.0	10.3	10.7	0.0	21.0
98	BELMADANI ALIYA	Bray	2008	0.0	8.7	11.1	0.0	19.8
99	WESTEEL KARLA	Rungis	1998	9.2	0.0	9.4	0.0	18.6
100	JAUME PRESCILLIA	Menucourt	2001	0.0	5.8	0.0	0.0	5.8
101	MICHOU AXELLE	Marcoussis	2007	0.0	0.0	0.0	0.0	0.0
	REBIBO JADE	Athis Mons	2002	0.0	0.0	0.0	0.0	0.0
		Athis Mons	0	0.0	0.0	0.0	0.0	0.0
	FALLOT MARGOT *	Eragny 1 (indiv) (indiv)	1995	0.0	0.0	0.0	0.0	0.0
		Rungis	0	0.0	0.0	0.0	0.0	0.0
	MALLEJAC JULIETTE	Fresnes	2002	0.0	0.0	0.0	0.0	0.0
		Bray	0	0.0	0.0	0.0	0.0	0.0
		Bray	0	0.0	0.0	0.0	0.0	0.0
	GEORGELIN MAÉLANE	Chatou	2005	0.0	0.0	0.0	0.0	0.0
	PETUAUD-LETANG ALICE	Chatou	2005	0.0	0.0	0.0	0.0	0.0
	LIVE MATHILDE	Draveil TEAM	2009	0.0	0.0	0.0	0.0	0.0
	POMMIER MARION	Draveil TEAM	2005	0.0	0.0	0.0	0.0	0.0
		Cergy	0	0.0	0.0	0.0	0.0	0.0

## 2. FEMININ NIVEAU3 7-14 ans . SA\_DA (individuels)

### 2.1. Résultats par équipes







	Equipe	Club					Total
1	Epinay sous senart	91--CSMG	31.5	33.1	32.5	29.0	126.1

### 2.2. Résultats individuels




	Gymnaste	Equipe	Annee					Total
1	HALLIER DE CARVALHO LISA *	Arpajon 1 (indiv) (indiv)	2009	11.0	11.1	11.4	12.6	46.1
2	KACK KACK SHANA	Epinay sous senart	2012	10.7	10.4	11.8	9.0	41.9
3	KARIA ALINA	Epinay sous senart	2011	9.8	12.3	9.1	9.7	40.9
4	LEJOLIVET ELOUANE	Epinay sous senart	2009	9.9	10.4	10.9	9.2	40.4
5	JAHAN LISA-MARIE	Epinay sous senart	2010	10.9	8.4	9.8	10.1	39.2
6	BOUET CHLOE	Epinay sous senart	2011	0.0	0.0	0.0	0.0	0.0
	KEMAD TINA	Epinay sous senart	2009	0.0	0.0	0.0	0.0	0.0

### 3. MASCULIN NIVEAU4 11-16 ans . SA\_DA (individuels)

#### 3.1. Résultats par équipes





	Equipe	Club							Total
1	Conflans	78--PLM Conflans Gym	34.9	25.1	29.2	32.3	34.0	23.7	179.2
2	Houilles 2	78--Avant-Garde de Houilles	30.0	25.2	23.4	31.4	29.3	25.7	165.0
3	Gargenville	78--Espérance de gargenville	32.4	22.9	26.1	32.1	27.9	22.5	163.9
4	Houilles 1	78--Avant-Garde de Houilles	24.6	23.4	26.7	31.7	31.1	24.1	161.6

#### 3.2. Résultats individuels





	Gymnaste	Equipe	Annee							Total
1	IVANES NICOLAS *	Les mureaux 1 (indiv) (indiv)	2006	12.4	11.6	10.7	12.6	12.2	9.4	68.9
2	THORAX DIMITRI	Gargenville	2011	11.7	9.7	11.5	11.5	12.3	9.2	65.9
3	CHEURFA LIAM	Conflans	2007	10.4	9.5	9.6	11.0	9.6	8.4	58.5
4	BURGERT QUENTIN	Houilles 2	2008	11.4	8.9	7.7	10.1	10.8	9.5	58.4
5	DABILLY LEANDRE	Conflans	2006	10.5	8.4	9.2	9.7	10.8	9.6	58.2
6	JEUDY MARTIN	Houilles 1	2006	7.1	9.7	9.3	10.4	11.9	9.4	57.8
7	FOURNIER ELIOTT	Houilles 1	2006	9.1	8.7	9.5	10.4	10.6	8.6	56.9
8	BOYD SAM	Conflans	2008	12.8	7.2	10.4	11.1	12.5	2.8	56.8
9	PELLERIN CLEMENT	Gargenville	2008	10.9	5.4	9.6	11.6	7.4	10.2	55.1
10	HENCHOZ AUGUSTIN	Houilles 2	2009	11.0	5.4	7.9	10.9	8.9	9.2	53.3
11	LARIVIERE PAUL	Houilles 2	2007	6.3	9.2	7.8	10.3	9.0	6.7	49.3
12	FAY THOMAS	Conflans	2009	11.6	0.0	9.0	10.2	10.7	5.7	47.2
13	TONDI LEANDRE	Gargenville	2008	9.8	7.8	5.0	9.0	8.2	3.1	42.9
14	PRINCE JUSTIN	Houilles 1	2006	6.5	5.0	7.9	10.8	7.1	5.3	42.6
15	PRINCE ERWAN	Houilles 1	2006	8.4	2.4	6.0	10.5	8.6	6.1	42.0
16	CAZEMAJOU TRISTAN	Houilles 2	2009	7.6	7.1	5.6	10.2	9.5	1.8	41.8
17	GONCALVES MATIAS	Houilles 2	2007	3.4	5.7	6.9	9.0	8.1	7.0	40.1
18	CADIOT LUCAS	Houilles 2	2008	0.0	1.6	3.7	0.0	5.5	1.4	12.2
19	DELALANDE GAËTAN	Houilles 1	2007	0.0	0.0	0.0	0.0	0.0	0.0	0.0
	WELLENSTEIN NOË	Houilles 1	2007	0.0	0.0	0.0	0.0	0.0	0.0	0.0
		Conflans	0	0.0	0.0	0.0	0.0	0.0	0.0	0.0
		Conflans	0	0.0	0.0	0.0	0.0	0.0	0.0	0.0
	CARVALHO NOA	Gargenville	2008	0.0	0.0	0.0	0.0	0.0	0.0	0.0
	RACHID NAHEL	Gargenville	2009	0.0	0.0	0.0	0.0	0.0	0.0	0.0
		Gargenville	0	0.0	0.0	0.0	0.0	0.0	0.0	0.0

## 4. FEMININ NIVEAU4 11-18 ans . SA\_DA (individuels)

### 4.1. Résultats par équipes

	Equipe	Club					Total
1	Morsang sur orge	91--Morsang sur Orge	34.1	38.2	37.6	35.9	145.8
2	Voisins	78--Voisins	36.0	36.8	36.1	36.7	145.6
3	Les Clayes	78--Les Clayes de la Gym	32.8	37.0	35.9	35.6	141.3
4	Gargenville	78--Espérance de gargenville	33.4	35.9	35.5	36.1	140.9
	Epinay sous senart	91--CSMG	34.8	35.4	35.7	35.0	140.9
6	Chilly Morangis	91--Cgmc	33.4	35.7	37.3	32.9	139.3
7	UFOLEP 77	77--Us Vaires	33.5	36.1	34.3	35.1	139.0
8	Les mureaux	78--Les Mureaux	32.0	34.3	36.0	35.3	137.6
9	A. Dreux	28--Alliance de dreux gymnastique	32.2	35.0	34.8	35.4	137.4
10	Val d Europe 77	77--Infinity Gymnastics Val d'Europe	33.4	31.3	35.9	34.2	134.8
11	Nogent sur seine	10--Nogent sur Seine	33.1	34.1	32.7	33.8	133.7
12	Houilles	78--Avant-Garde de Houilles	32.3	31.8	35.0	31.6	130.7
13	Eragny	95--Gsa eragny	32.9	34.4	31.5	31.1	129.9
14	Chatou	78--Chatou DynaGym	31.5	32.4	31.0	33.1	128.0
15	Mantes la ville	78--CAMV	30.2	27.6	31.6	23.9	113.3

### 4.2. Résultats individuels

	Gymnaste	Equipe	Annee					Total
1	NENNIG ELINOR	Voisins	2005	12.4	13.0	12.4	12.4	50.2
2	THEOPHILE CHLOE	Morsang sur orge	2011	12.0	13.1	12.6	11.7	49.4
3	BOURADA LISA	Chilly Morangis	2008	11.2	12.2	13.2	12.3	48.9
4	KEITA-ANDERSON ALDA	UFOLEP 77	2005	11.0	12.8	12.4	12.1	48.3
5	HOUEIX COLINE	Epinay sous senart	2006	11.7	11.6	12.7	12.0	48.0
6	DALIS ELORA	Gargenville	2008	11.3	12.1	12.2	12.1	47.7
7	MELET MARION	Morsang sur orge	2008	10.3	12.4	12.6	12.0	47.3
8	PETRAU SOPHIE	Les Clayes	2005	10.8	13.1	11.2	12.0	47.1
9	RANDRIARIMALALA KANTO	Gargenville	2011	11.0	11.7	12.1	12.2	47.0
	PAULOS MELINA	Chilly Morangis	2009	11.0	12.5	12.4	11.1	47.0
11	DUCHESNE DIARRA TESSA	Les Clayes	2009	10.8	12.1	12.1	11.8	46.8
12	EL MENNANI ANOUCK	Les mureaux	2009	10.0	12.5	12.2	11.9	46.6
13	PATERAKIS LANA	Morsang sur orge	2010	11.0	12.7	11.5	11.3	46.5
	HONORIN LEHANE	Val d Europe 77	2004	11.3	11.0	11.9	12.3	46.5
15	BA WOURY	Gargenville	2009	11.1	12.1	11.2	11.8	46.2
16	EL MENNANI NINA	Les mureaux	2006	11.2	10.3	12.3	12.2	46.0
	HILDERAL MAELYNE	Val d Europe 77	2009	11.3	11.7	12.7	10.3	46.0
18	ROUZEAU GARANCE	A. Dreux	2008	10.6	12.6	10.7	12.0	45.9
	BARRUET CARLA	Voisins	2007	11.3	11.9	10.3	12.4	45.9
	CHEVAL MARINE	Voisins	2008	12.3	11.9	10.9	10.8	45.9
21	GALASSO JULIETTE	Epinay sous senart	2006	10.5	10.7	12.5	11.8	45.5
22	DURSun CHAPUIS STELLA	Nogent sur seine	2007	10.9	12.0	11.5	10.9	45.3
23	VINCENT RIHANA	Houilles	2006	10.8	11.2	11.5	11.6	45.1
	BABOIN ANGELINA	A. Dreux	2008	10.9	11.0	11.1	12.1	45.1

	GROLLIMUND CALYPSO	UFOLEP 77	2006	11.3	11.3	11.0	11.5	45.1
26	MAJCHRZAK NOEMIE	Morsang sur orge	2010	11.1	12.4	10.5	10.9	44.9
27	HERBILLON CLARA	Nogent sur seine	2005	11.1	12.2	10.7	10.7	44.7
28	QUERON MYCKAELINE	Eragny	2004	11.3	12.1	9.9	11.3	44.6
29	ARGENTIN CAMILLE	Voisins	2005	10.8	10.3	11.8	11.6	44.5
30	MALEVRE MAILIS	Mantes la ville	2007	10.6	11.0	12.1	10.7	44.4
31	TEKIKI SIRINE	Les Clayes	2007	10.3	10.0	12.0	11.8	44.1
32	BILCKE JULIE	Houilles	2007	10.8	12.3	9.6	11.3	44.0
	COPIN BERENICE	A. Dreux	2008	10.7	11.4	11.4	10.5	44.0
	BEANCOURT RODRIGUEZ LEANA	Les mureaux	2006	10.7	10.6	11.5	11.2	44.0
35	ROSZCZENKO WIKTORIA	Chatou	2006	10.5	11.8	9.9	11.6	43.8
36	PELLEGRINI LOUANE	Les Clayes	2008	10.7	10.2	11.8	10.8	43.5
37	IHADDADENE CLEMENTINE	Les Clayes	2008	11.2	11.8	11.2	9.2	43.4
	BARTOL AXELLE	Chilly Morangis	2006	11.2	11.0	11.7	9.5	43.4
39	PAUL LOANNE	UFOLEP 77	2007	11.1	11.2	9.9	11.1	43.3
40	SEMPEski COLINE	Morsang sur orge	2006	10.5	11.0	11.2	10.5	43.2
41	CABLAN EVA	UFOLEP 77	2009	11.0	9.7	10.9	11.5	43.1
	VAUGEOIS CLARA	Nogent sur seine	2004	11.1	9.7	10.5	11.8	43.1
43	ASTOFFI GONZALES LENA	Eragny	2005	10.7	11.4	11.7	9.2	43.0
44	SOLER FLAVIE	Epinay sous senart	2006	10.5	10.7	10.5	11.2	42.9
45	ABDOUL MELLEK CAMILLE	Les Clayes	2005	10.7	10.5	11.0	10.6	42.8
46	CAPITAINE CHLOE	Voisins	2004	11.1	9.6	10.3	11.3	42.3
	LATHIERE MARION	Voisins	2004	10.3	8.2	11.9	11.9	42.3
48	RIOU MAELANN	A. Dreux	2005	10.5	8.9	11.3	11.3	42.0
49	GOENSE MÉLINE	UFOLEP 77	2007	11.1	12.0	7.9	10.7	41.7
50	LAMPIN LILWEN	Gargenville	2007	10.2	10.9	10.3	10.1	41.5
51	DEBERSE EVA	Chatou	2006	10.3	9.9	9.4	11.3	40.9
52	ANDRÉ ELYNA	Gargenville	2008	9.9	10.5	10.8	9.5	40.7
53	CASSESE NOELIE	Nogent sur seine	2008	10.2	9.9	9.3	11.1	40.5
54	FOURNIER JUSTINE	Val d Europe 77	2007	10.8	7.2	10.0	11.6	39.6
	HONORIN HAYDENE	Val d Europe 77	2007	10.6	8.6	11.3	9.1	39.6
56	HUGOT PAULINE	Chatou	2007	8.7	10.7	11.2	8.9	39.5
57	MARINI MAELYS	Houilles	2006	10.7	8.3	11.6	8.7	39.3
58	GRZECZKOWICZ CHARLOTTE	Chatou	2006	10.7	7.9	9.9	10.2	38.7
59	LONDAS CELIA	Gargenville	2006	10.1	5.7	11.2	11.2	38.2
60	STAJIC ELENA	Les mureaux	2007	10.1	11.2	8.7	8.1	38.1
61	LAHSSIOUI INES	Les mureaux	2008	9.7	10.3	10.2	7.7	37.9
62	MILLET SOUNYA	Mantes la ville	2006	10.4	10.9	9.5	6.1	36.9
	GILBERT CLARA	Morsang sur orge	2004	0.0	12.3	12.4	12.2	36.9
	JACQUEMIER LAETITIA	Nogent sur seine	2004	10.5	8.5	8.2	9.7	36.9
	FERHANI LINA	Les mureaux	2008	9.9	9.9	9.4	7.7	36.9
66	HOUDOU CHIARA	Houilles	2006	10.3	8.2	10.5	7.1	36.1
67	EL KOURAICHI KAÏNA	Houilles	2007	10.4	8.2	11.9	3.7	34.2
68	CORREIA VALENTINE	Mantes la ville	2007	9.2	5.7	10.0	7.1	32.0
69	GUITTON MATHILDE	Eragny	2005	10.9	0.0	9.9	10.6	31.4
70	PHANSIRI INAYA	Val d Europe 77	2009	9.3	5.4	8.5	7.3	30.5
71	SALVIAC Juliette	Eragny	2008	9.5	10.9	9.8	0.0	30.2
72	DA SILVA BATISTA NADIA	Chilly Morangis	2006	10.0	0.0	11.2	8.8	30.0
73	DAHMANI SOFIA	Val d Europe 77	2007	10.8	1.3	7.8	7.8	27.7
74	RAMBAUD LILIA	Epinay sous senart	2008	12.4	13.1	0.0	0.0	25.5
75	PERHIRIN ANYA	Chatou	2006	8.8	2.6	5.9	6.2	23.5
76	JURE ENOLA	A. Dreux	2005	0.0	10.1	12.1	0.0	22.2
77	MERCIER LAURINE	Epinay sous senart	2004	10.7	10.2	0.0	0.0	20.9
78		Houilles	0	0.0	0.0	0.0	0.0	0.0







GOREAU AMELIE	A. Dreux	2006	0.0	0.0	0.0	0.0	0.0
PEULTIER CANDICE	UFOLEP 77	2005	0.0	0.0	0.0	0.0	0.0
AOUISSI NAILA	Eragny	2005	0.0	0.0	0.0	0.0	0.0
MELLINGER MAELLE	Eragny	2006	0.0	0.0	0.0	0.0	0.0
HENRI SHANYS	Chilly Morangis	2007	0.0	0.0	0.0	0.0	0.0
JEGOU JADE	Chilly Morangis	2004	0.0	0.0	0.0	0.0	0.0
	Chatou	0	0.0	0.0	0.0	0.0	0.0
CHENNANE SOFIA	Mantes la ville	2007	0.0	0.0	0.0	0.0	0.0
DESCHAMPS LOUISON	Mantes la ville	2007	0.0	0.0	0.0	0.0	0.0
	Mantes la ville	0	0.0	0.0	0.0	0.0	0.0
	Nogent sur seine	0	0.0	0.0	0.0	0.0	0.0
ISSAAD MAISSANE	Epinay sous senart	2006	0.0	0.0	0.0	0.0	0.0

## 5. FEMININ NIVEAU4 11-15 ans . SA\_DA (individuels)

### 5.1. Résultats par équipes

	Equipe	Club					Total
1	Ecuelles	77--AVENIR GYM M.L.O.	32.2	37.7	36.3	36.9	143.1
2	A. Dreux	28--Alliance de dreux gymnastique	32.1	36.6	36.1	35.9	140.7
3	Vaureal	95--Egv	32.4	37.3	37.0	32.8	139.5
4	St Chéron	91--Elan gym st cheron	31.8	36.0	36.2	33.7	137.7
5	Eragny	95--Gsa eragny	32.3	37.0	33.2	34.2	136.7
6	Houilles	78--Avant-Garde de Houilles	32.0	33.9	36.1	33.6	135.6
7	Chatou	78--Chatou DynaGym	32.6	33.7	34.1	31.1	131.5
8	Champigny	94--RSCChampigny gym	31.2	33.0	33.5	30.6	128.3
9	Les mureaux	78--Les Mureaux	31.1	32.5	32.6	30.2	126.4

### 5.2. Résultats individuels

	Gymnaste	Equipe	Annee					Total
1	TRINQUET CALI	Ecuelles	2009	11.0	12.4	12.1	12.6	48.1
2	BULLOU MARION	A. Dreux	2009	10.8	12.3	12.6	12.2	47.9
3	HAMARD CHLOE	Ecuelles	2010	11.0	12.3	12.1	11.9	47.3
4	DIOP COUMBA	Vaureal	2008	10.9	12.8	12.7	10.8	47.2
5	SILVESTRO LYA	Ecuelles	2009	10.1	12.1	12.1	12.4	46.7
6	FERRAND MAELY	St Chéron	2008	10.4	11.4	12.4	12.3	46.5
7	FERENBACH MAITENA	A. Dreux	2010	10.7	11.6	11.8	12.2	46.3
	HURGON MARIE	Ecuelles	2007	10.2	13.0	11.4	11.7	46.3
9	HENRY AMY	A. Dreux	2008	10.5	12.1	11.7	11.5	45.8
10	LAURENT CHARLOTTE	Eragny	2008	10.9	11.8	11.2	11.7	45.6
11	PASQUALINI ZOE	Ecuelles	2008	10.1	11.7	12.1	11.6	45.5
12	AVORO OWONO MELIZA	Vaureal	2007	10.5	12.1	11.8	10.7	45.1
13	NAZE CASSANDRA	Vaureal	2007	10.5	12.4	12.5	9.6	45.0
14	CLEMENT EVA	Houilles	2007	10.5	11.3	11.5	11.6	44.9
15	GUYOT LISA	St Chéron	2008	10.6	12.4	10.9	10.8	44.7
16	LORIC ENORA	Ecuelles	2008	10.2	11.2	11.3	11.8	44.5
17	GIRAUD MORGANE	St Chéron	2009	10.2	12.2	11.4	10.2	44.0
18	OROSCO APOLLINE	Houilles	2009	10.9	10.4	11.6	11.0	43.9
	TRÉDOULAT LANA	Chatou	2007	10.8	11.9	10.6	10.6	43.9
20	VANTIGHEM LEA	Vaureal	2009	11.0	11.1	10.1	11.3	43.5
	ADAMI CHLOÉ	Champigny	2010	10.4	12.2	11.1	9.8	43.5
22	CHARLES HENRIETTE TYA	St Chéron	2008	9.8	10.9	12.1	10.6	43.4
23	VERGNAUD FANNIE	Houilles	2007	10.1	11.1	13.0	9.1	43.3
24	LE GUEN SAN MIGUEL INES	St Chéron	2008	10.8	10.1	11.7	10.6	43.2
25	MALLET MELYNA	Les mureaux	2010	9.9	11.1	11.5	10.5	43.0
26	GARE EUGENIE	Eragny	2007	10.4	12.4	10.3	9.8	42.9
27	LEBIGRE MELYNE	A. Dreux	2008	10.6	10.6	11.4	9.6	42.2
	PIERRE CELIANE	Eragny	2010	11.0	12.2	10.7	8.3	42.2
	COULIBALY HAWA-KADIATA	Les mureaux	2011	10.3	10.5	11.2	10.2	42.2
30	AFFILÉ ANNAËLLE	Chatou	2007	9.8	10.9	11.3	10.0	42.0
31	BOUZZIT SIHAM	Eragny	2007	10.1	12.4	8.2	11.1	41.8
	PASTEN FROMENTIN LÉNA	Eragny	2009	9.9	12.0	8.5	11.4	41.8





33	REDON LOUANE	A. Dreux	2010	10.1	12.2	8.8	10.4	41.5
34	URBAIN JOLENE	Chatou	2007	9.0	10.9	11.6	9.9	41.4
35	ESTEVEES ROMANE	St Chéron	2007	10.2	11.1	10.7	9.3	41.3
36	DUPIED-FLORET MARGAUX	Chatou	2007	11.2	8.3	11.2	10.5	41.2
37	PAPEGAY ANNE-LYSE *	Charenton 1 (indiv) (indiv)	2009	10.2	12.0	8.3	10.5	41.0
	FERREIRA MAËLYS	Champigny	2009	9.6	10.9	10.7	9.8	41.0
39	SCOTTI GIULIA	Houilles	2007	10.6	11.0	7.8	11.0	40.4
40	GUEMAS LEA	A. Dreux	2009	10.6	10.0	9.6	9.9	40.1
	LESEUR GAËTANE	Champigny	2009	10.1	9.9	9.4	10.7	40.1
	DERVAUX CAMILLE	Chatou	2009	9.9	10.9	10.7	8.6	40.1
43	GYARMATHY RACHEL	Chatou	2007	10.6	10.8	10.4	8.0	39.8
44	FAIVRE MANON	Les mureaux	2010	10.4	10.5	9.9	8.5	39.3
45	COSTA MENEZES LINE	Eragny	2008	10.1	8.7	11.3	9.1	39.2
46	HERAUD AGATHE	Houilles	2007	9.8	11.5	9.7	7.7	38.7
47	SYLVA NAYA	Les mureaux	2011	10.4	10.9	7.7	9.5	38.5
48	MOSCONI TALLIEN TAIRA	Champigny	2009	10.7	5.0	11.7	10.1	37.5
49	SANOGO AMELYA	Vaureal	2007	10.4	5.1	11.8	7.6	34.9
50	COUDRAIS JULIE	Houilles	2007	10.1	4.7	11.2	7.0	33.0
51	EL RHLID AHLAM	Les mureaux	2011	9.9	6.5	7.5	7.6	31.5
52	STEFFEN ORIANE	Champigny	2010	0.0	0.0	9.3	8.8	18.1
53	QUIBEL ELSA *	St Chéron 1 (indiv) (indiv)	2008	0.0	0.0	0.0	0.0	0.0
	NOIZET CILIA	Vaureal	2007	0.0	0.0	0.0	0.0	0.0
		Champigny	0	0.0	0.0	0.0	0.0	0.0
	AHRICHI LINA	Les mureaux	2011	0.0	0.0	0.0	0.0	0.0

## 6. FEMININ NIVEAU3 11-18 ans . SA\_DA (individuels)

### 6.1. Résultats par équipes

	Equipe	Club					Total
1	Conflans	78--PLM Conflans Gym	34.6	37.4	38.5	36.9	147.4
2	Menucourt	95--Gym menucourtoise	33.7	35.9	36.0	36.6	142.2
3	Yerres	91--Gym club yerrois	33.3	35.0	37.4	36.3	142.0
4	Vaires	77--Us Vaires	32.8	33.7	37.7	36.8	141.0
5	Les Clayes	78--Les Clayes de la Gym	31.6	35.1	36.5	37.0	140.2
6	Champigny	94--RSCChampigny gym	30.8	37.2	37.5	34.4	139.9


### 6.2. Résultats individuels

	Gymnaste	Equipe	Annee					Total
1	VILAPLANA PALOMA	Conflans	2009	11.1	12.9	12.5	12.9	49.4
2	BONHOMME MAELYS	Conflans	2007	12.2	11.8	12.7	11.7	48.4
3	POULAIN ELSA	Menucourt	2006	11.3	12.1	12.1	12.5	48.0
4	KERVALLA MELISSA	Conflans	2006	11.2	11.5	12.9	12.3	47.9
5	BARADU MAELYS	Champigny	2007	10.2	12.7	13.3	11.5	47.7
6	DUMAS GUILLEMETTE	Les Clayes	2006	10.4	12.7	12.2	12.3	47.6
7	RAMANATHAN AURA	Vaires	2008	11.2	10.9	12.9	12.4	47.4
8	SAMBA FOUANI ROMANE	Yerres	2004	11.3	11.9	12.4	11.7	47.3
9	MONACO LORIANE	Yerres	2005	10.9	11.2	12.5	12.4	47.0
10	LECOMTE MATHILDE	Vaires	2006	10.3	11.5	12.4	12.7	46.9
11	PIERRON GAELE	Conflans	2006	11.2	10.6	12.9	11.6	46.3
12	FONTAINE ANAELLE	Menucourt	2007	10.5	12.2	11.6	11.8	46.1
13	CHATELIN LAURE	Les Clayes	2006	10.0	12.0	11.5	12.4	45.9
14	GILBERT HEATHER	Vaires	2005	11.1	10.6	12.4	11.7	45.8
15	DELCLOQUE SOLENN	Yerres	2005	10.6	11.9	11.6	11.6	45.7
	DEVAUCHELLES LOU	Champigny	2009	9.9	12.2	12.0	11.6	45.7
17	COLLOMB CHIARA	Les Clayes	2005	10.7	10.3	12.3	12.3	45.6
18	BENDANOUN MELANY	Champigny	2007	10.0	12.3	11.7	11.3	45.3
19	BRIS LAROCHE ROMANE	Les Clayes	2007	10.5	10.3	12.0	12.1	44.9
	DAO LUNA	Conflans	2006	9.8	12.7	12.5	9.9	44.9
21	BOEFFARD FANNY	Menucourt	2004	10.6	11.6	12.0	10.6	44.8
22	BOUCHERON ILONA	Champigny	2008	10.2	11.9	12.2	10.3	44.6
23	BOUTHEGOURD LUCILE	Menucourt	2004	11.2	9.6	11.4	12.3	44.5
24	ANDRE MAGALLON MATHILDE	Yerres	2005	11.1	9.9	11.1	12.2	44.3
25	DEBBABI INES	Yerres	2005	10.7	11.0	11.8	9.6	43.1
26	DANIEAU SIMON CAPUCINE	Les Clayes	2006	10.0	10.4	11.4	10.6	42.4
27	JOUDOUX NOELIE	Yerres	2005	9.0	3.8	12.5	10.8	36.1
28	MICHEL SELENA	Conflans	2006	10.7	9.8	8.6	6.4	35.5
29	RAMALINGOM LEANE	Menucourt	2007	11.2	0.0	11.9	10.4	33.5
30	PRINCE ALOUNY	Vaires	2005	10.5	11.3	10.9	0.0	32.7
31	SOUCHU EVA	Vaires	2004	10.2	8.1	0.0	11.5	29.8
32	CHANANE MAELLE	Champigny	2004	10.4	9.3	0.0	0.0	19.7
33	RENAULT NINON	Les Clayes	2008	0.0	8.0	0.0	0.0	8.0
34		Vaires	0	0.0	0.0	0.0	0.0	0.0
	GARNIL LEA	Menucourt	2004	0.0	0.0	0.0	0.0	0.0


ESLAULT EMMY	Champigny	2006	0.0	0.0	0.0	0.0	0.0
--------------	-----------	------	-----	-----	-----	-----	-----

## 7. FEMININ NIVEAU3 11 + . SA\_DA (individuels)

### 7.1. Résultats par équipes

	Equipe	Club					Total
1	Morsang sur orge	91--Morsang sur Orge	33.2	36.9	35.9	38.4	144.4
2	Orsay	91--Caorsay	36.5	36.4	33.5	36.2	142.6
3	Conflans	78--PLM Conflans Gym	32.8	37.5	35.5	36.7	142.5
4	Vigneux sur seine	91--Espérance de Vigneux	34.4	34.7	35.8	37.3	142.2
5	St Chéron	91--Elan gym st cheron	32.1	35.5	35.4	36.5	139.5
6	Brie comte robert	77--Scbgym	33.2	36.6	33.8	35.8	139.4
7	Marcoussis	91--Asm	32.0	32.5	36.4	36.8	137.7
8	Ecuelles	77--AVENIR GYM M.L.O.	32.7	33.7	34.1	36.2	136.7
9	Gargenville	78--Espérance de gargenville	31.9	35.7	34.1	34.7	136.4
10	Chilly Morangis	91--Cgmc	34.3	31.0	33.2	36.7	135.2
11	Houilles 2	78--Avant-Garde de Houilles	30.9	35.1	32.7	36.3	135.0
12	Lieusaint	77--CERCLE GYMNIQUE LIEUSAINAIS	33.9	29.4	34.6	36.7	134.6
13	Rungis	94--GCR RUNGIS	32.8	28.3	31.7	34.3	127.1
14	Houilles 1	78--Avant-Garde de Houilles	32.1	32.1	33.0	29.1	126.3

### 7.2. Résultats individuels

	Gymnaste	Equipe	Annee					Total
1	ROUX LUCIE	Conflans	2002	11.5	13.0	12.5	13.2	50.2
2	PROUTEAU MARINE	Morsang sur orge	1996	10.8	13.2	12.4	12.9	49.3
3	POIRSON LOU	Orsay	1997	12.4	12.7	10.8	12.1	48.0
	GOSSE FANNY	Brie comte robert	2001	11.0	12.6	12.1	12.3	48.0
5	DOUET JULIE	Orsay	2008	12.0	11.7	11.8	12.2	47.7
6	ANSART COLINE	Morsang sur orge	1994	11.1	12.2	11.8	12.5	47.6
7	AURIERES ROMY	Morsang sur orge	2006	11.3	11.5	11.7	13.0	47.5
8	CHAZEL LUDIVINE	Vigneux sur seine	2006	13.2	8.4	12.7	13.1	47.4
9	DEVILLE FOILLARD STEPHANIE	St Chéron	1979	11.0	12.5	11.8	11.2	46.5
10	VIARD JULIE	Marcoussis	2003	10.6	11.6	11.7	12.3	46.2
	FERREZ MIA	Conflans	2002	10.4	12.2	11.4	12.2	46.2
12	GENTE ANAËLLE	Rungis	2003	10.9	10.9	12.6	11.7	46.1
	KERRIEN MARION	Gargenville	1998	10.3	12.1	12.0	11.7	46.1
14	PARIS MELISSA	Ecuelles	2005	11.1	10.6	12.0	12.0	45.7
15	VIOLLETTE JULINE	Lieusaint	2003	10.9	10.4	12.2	12.1	45.6
16	CHARBONNIER CORALIE	Lieusaint	2002	12.0	9.4	11.5	12.4	45.3
17	SICHERRE LOLA	Vigneux sur seine	2006	10.6	11.9	10.3	12.3	45.1
	TISSIER CAROLINE	Brie comte robert	1987	11.1	12.2	11.5	10.3	45.1
19	PEREIRA LINA	Marcoussis	2000	10.4	9.5	12.7	12.4	45.0
	SIMOES EVA	St Chéron	2003	11.0	10.7	11.4	11.9	45.0
	TONDI LORENE	Gargenville	1998	11.3	11.1	11.5	11.1	45.0
	VAN DEN BORRE LEANA	Brie comte robert	2005	11.0	11.8	10.2	12.0	45.0
23	DUPUY MAELLE	Chilly Morangis	2007	11.8	10.7	10.2	12.2	44.9
24	MARY ALICIA	St Chéron	2007	10.1	12.3	10.0	12.4	44.8
25	REDON MARINE	Houilles 2	2003	10.4	11.1	10.7	12.4	44.6





	DOUCHET CHARLOTTE	St Chéron	2003	10.0	10.2	12.2	12.2	44.6
27	THUILLIER FRANCESCA	Houilles 2	2005	10.3	10.5	10.9	12.8	44.5
	CANCES ALICE	Chilly Morangis	2004	12.0	10.6	9.5	12.4	44.5
29	CAZEMAJOU LÉNA	Houilles 2	2004	9.7	12.5	11.1	11.1	44.4
30	BARRE MARION	Marcoussis	2005	11.0	9.1	12.0	12.1	44.2
	COLLEONI CLARA	Conflans	1999	10.9	10.4	11.6	11.3	44.2
32	KLEPPER EVE	Gargenville	2004	10.3	12.4	9.4	11.9	44.0
	RIBEIRO HELENA	Vigneux sur seine	2004	10.6	10.9	10.8	11.7	44.0
34	GOMEZ AMBRE	Ecuelles	2001	10.6	11.4	9.6	12.2	43.8
35	VERRIEZ-LABE EMMA	Vigneux sur seine	2005	10.5	9.8	11.2	11.9	43.4
36	RICHARDOT ESTHER	Marcoussis	2004	10.2	11.4	10.4	11.0	43.0
	VARSVAUX EMMA	Chilly Morangis	2000	10.3	9.7	11.4	11.6	43.0
	DUNOYER EVA	Ecuelles	2007	10.7	11.7	9.7	10.9	43.0
39	BERRIC CAROLINE	Brie comte robert	1994	11.1	10.6	9.5	11.5	42.7
40	ALVES ANGE	Houilles 1	2000	10.2	9.6	10.5	12.1	42.4
	MONTEIRO PERON LUNE	Houilles 2	2002	10.2	11.5	9.7	11.0	42.4
	CHABOT CELIANE	Conflans	2002	10.2	11.2	10.6	10.4	42.4
43	COCHET JULIE	Chilly Morangis	2003	10.2	9.4	11.2	11.4	42.2
44	DAULY ZOÉ	Houilles 2	2002	10.2	11.0	10.2	10.6	42.0
45	TONDI ORIANE	Gargenville	1995	10.2	11.2	10.6	9.9	41.9
46	DIGNIMONT LEA	Gargenville	2003	10.2	10.5	10.5	10.5	41.7
47	VERHOESTRAETE EMMA	Chilly Morangis	2003	10.1	9.3	10.3	11.7	41.4
48	RAKOTONDRATRIMO LEA-ZOE	Lieusaint	2006	9.7	9.6	10.9	10.8	41.0
49	BIGOT ROMANE	St Chéron	2004	10.0	9.9	9.8	11.1	40.8
	LORMELE MARINE	Chilly Morangis	2004	10.5	7.6	10.6	12.1	40.8
51	AMBROISE LIOU	Orsay	2001	10.4	9.5	10.9	9.7	40.5
52	PENNETEAU NINA	Vigneux sur seine	2001	10.4	10.5	9.7	9.8	40.4
53	GRAL CAMILLE	Houilles 1	1995	10.8	10.2	10.6	8.5	40.1
	CARPENTIER CELIA	Ecuelles	2004	10.9	10.3	9.4	9.5	40.1
55	ELSA FRANCIUS	Orsay	2001	12.1	8.3	8.0	11.6	40.0
56	LORPHELIN ALBANE	Houilles 1	1995	10.6	8.9	11.1	8.5	39.1
	VIOLAS MARIE	Rungis	2003	10.3	8.8	9.6	10.4	39.1
58	RICHARDOT GAELLE	Marcoussis	2002	10.3	8.6	9.1	10.6	38.6
59	LE GOUSSE FLORIANE	Morsang sur orge	1996	10.2	7.7	8.2	12.1	38.2
60	TUZI CHLOE	Ecuelles	2005	10.2	4.3	11.5	12.0	38.0
61	DAVID MAELLE	Houilles 1	1999	10.1	8.0	11.3	8.2	37.6
62	ROCCHETTI JENNIFER	Rungis	1988	10.0	8.6	9.5	9.1	37.2
63	HORNBECK CAMILLE *	Gargenville 1 (indiv) (indiv)	2003	10.3	9.1	8.5	8.9	36.8
64	CARA SOPHIE	Orsay	1997	10.5	7.8	8.7	9.7	36.7
65	POURNIN AUREORE	Houilles 1	1991	10.7	8.1	9.5	7.6	35.9
66	BRETER ANAIS	Lieusaint	2002	11.0	0.0	10.8	12.2	34.0
67	CRUL CORALIE	Orsay	1989	0.15	12.0	9.3	11.9	33.4
68	ANRETAR VANESSA	Brie comte robert	1992	0.0	10.4	10.2	10.7	31.3
69	LENGARD LEA	Lieusaint	2004	9.6	6.8	8.0	0.0	24.4
70	KHELOUI YAËLLE	Rungis	2000	11.6	0.0	0.0	12.2	23.8
	PRIVE JEANNELLE	Vigneux sur seine	2001	0.0	11.9	11.9	0.0	23.8
72	ROBREAU LOHANA	Conflans	2000	0.0	12.3	10.1	0.0	22.4
73	MERTON CANDYCE	Marcoussis	2007	0.0	0.0	9.2	11.0	20.2
74	MESTARI MORJAN	Houilles 2	2002	0.0	9.8	9.2	0.0	19.0
75	ALVES MAY	Houilles 1	1999	0.0	12.3	0.0	0.0	12.3
76	GIQUEL ANNAELLE	Ecuelles	2006	0.0	0.0	10.6	0.0	10.6
77	SALMONT PAULINE	Conflans	1998	0.0	0.0	0.0	0.0	0.0
	LOUZET RUBY PRUNELLE	St Chéron	2004	0.0	0.0	0.0	0.0	0.0
	MARCHIORI CLAIRE	Rungis	1985	0.0	0.0	0.0	0.0	0.0
		Rungis	0	0.0	0.0	0.0	0.0	0.0

BUREAU MARINE	Gargenville	1997	0.0	0.0	0.0	0.0	0.0
DE SAINT CHARTRIER LAURA	Brie comte robert	2000	0.0	0.0	0.0	0.0	0.0
	Lieusaint	0	0.0	0.0	0.0	0.0	0.0
HAMMOU SARAH	Morsang sur orge	2001	0.0	0.0	0.0	0.0	0.0
VALMAGGIA SALA MAYA	Morsang sur orge	2008	0.0	0.0	0.0	0.0	0.0



## 8. FEMININ NIVEAU2 11 + . SA\_DA (individuels)

### 8.1. Résultats par équipes







	Equipe	Club					Total
1	UFOLEP 77	77--Us Vaires	35.6	40.3	32.8	34.2	142.9
2	Cergy	95--Cergy'm Club	31.5	33.6	37.3	36.4	138.8
3	Les Clayes	78--Les Clayes de la Gym	31.4	35.8	34.7	36.0	137.9
4	Eragny	95--Gsa eragny	32.7	32.4	32.7	34.8	132.6

### 8.2. Résultats individuels







	Gymnaste	Equipe	Annee					Total
1	LEBETTRE MANON *	Pontoise 1 (indiv) (indiv)	1994	11.4	13.1	12.2	12.5	49.2
2	RIBEIRO MARIANNE	UFOLEP 77	2001	12.4	13.3	11.0	11.7	48.4
3	RAYNAL ALEXIA	Cergy	2008	10.2	13.6	12.4	11.5	47.7
4	NGUEMBO MELISSA	UFOLEP 77	2001	11.4	13.1	11.4	11.7	47.6
5	POTTIN CASSANDRE *	Plessis paté 1 (indiv) (indiv)	2001	11.1	12.5	10.3	12.8	46.7
6	JOSY VILTARD DEBORAH	Eragny	2005	12.6	10.2	12.1	11.6	46.5
7	RIVIERE MARIE	Les Clayes	1999	10.8	11.8	10.3	12.7	45.6
8	DESLYPPER CLARA	Cergy	2008	9.8	11.5	12.2	11.7	45.2
9	LUDEAU MANON	Cergy	2007	10.1	8.4	12.7	12.9	44.1
10	JARRIER-STETTIN JULIE	Les Clayes	2000	10.2	11.0	11.7	11.1	44.0
11	LE CORRE CAMILLE	Les Clayes	2003	10.2	12.2	9.4	11.2	43.0
12	ADRIEN JULIE	Les Clayes	1995	10.0	8.6	12.1	12.1	42.8
	BERNAT CATHY	Cergy	1994	11.2	8.5	11.3	11.8	42.8
14	EISENBARTH JODY	Eragny	2005	10.0	11.7	9.8	11.2	42.7
15	RESTIER ELSA	Les Clayes	2001	10.1	10.3	10.9	10.0	41.3
16	SAUTET DIANE	Les Clayes	2001	10.4	11.8	9.1	9.4	40.7
17	HUET CLEMENTINE	UFOLEP 77	1997	11.8	6.9	8.2	10.5	37.4
18	TRAVERS AMELIE	Eragny	1996	10.0	0.0	10.8	12.0	32.8
19	BERGAGNA ORNELLA	UFOLEP 77	2002	9.4	11.8	0.0	10.3	31.5
20	CHATELIER AMANDINE	UFOLEP 77	2003	9.7	0.0	10.4	10.8	30.9
21	JANICHON CORALINE	Eragny	1998	0.0	10.5	9.0	9.8	29.3
22	EHRET MARION	Eragny	1997	10.1	8.1	0.0	10.6	28.8
23	LECOMTE STESSY	UFOLEP 77	2000	0.0	13.9	0.0	0.0	13.9
24	GARRE SUZIE	Eragny	2007	0.0	0.0	0.0	0.0	0.0
		Cergy	0	0.0	0.0	0.0	0.0	0.0
		Cergy	0	0.0	0.0	0.0	0.0	0.0

## 9. MASCULIN NIVEAU3 11-18 ans . SA\_DA (individuels)

### 9.1. Résultats par équipes





	Equipe	Club							Total
1	Champigny	94--RSCChampigny gym	37.8	34.5	36.1	38.9	38.4	35.5	221.2
2	Draveil Gym	91--A'tous gym Draveil	38.3	20.9	37.3	37.4	32.0	24.9	190.8

### 9.2. Résultats individuels

	Gymnaste	Equipe	Anne e							Total
1	DEVAUCHELLES THEO	Champigny	2005	13.0	12.3	12.0	12.6	13.4	12.0	75.3
2	BARBOSA ALVES RODRIGO	Champigny	2006	12.6	11.4	12.5	13.3	13.3	11.7	74.8
3	BARRE ROMAIN *	Marcoussis 1 (indiv) (indiv)	2007	12.9	9.4	11.5	12.6	12.4	12.0	70.8
4	RAIZON TEO	Draveil Gym	2004	13.1	10.4	13.0	12.8	11.3	9.5	70.1
5	HAFEZ ROBIN	Champigny	2008	11.9	10.8	11.6	12.6	11.2	11.8	69.9
6	BARBOSA ALVES LEANDRO	Champigny	2006	12.2	7.5	11.6	13.0	11.7	11.1	67.1
7	DUVALLET ADRIEN	Draveil Gym	2004	13.2	4.6	12.6	12.1	10.2	9.9	62.6
8	LAMPE STEEVE	Draveil Gym	2005	12.0	5.9	11.7	12.5	10.5	5.5	58.1
9	SINTES VALENTIN	Champigny	2008	11.2	5.9	8.3	12.6	9.6	7.3	54.9
10	THAVOT LEO	Draveil Gym	2007	4.3	3.8	3.5	10.2	2.1	2.9	26.8
11		Draveil Gym	0	0.0	0.0	0.0	0.0	0.0	0.0	0.0
		Draveil Gym	0	0.0	0.0	0.0	0.0	0.0	0.0	0.0
		Champigny	0	0.0	0.0	0.0	0.0	0.0	0.0	0.0

## 10. FEMININ NIVEAU2 11-18 ans . SA\_DA (individuels)

### 10.1. Résultats par équipes





	Equipe	Club					Total
1	Les Clayes	78--Les Clayes de la Gym	32.2	34.4	36.6	38.1	141.3
2	Cerny	91--Gymnastique sportive de cerny	32.5	29.9	34.6	35.9	132.9
3	Gargenville	78--Espérance de gargenville	31.6	27.4	33.0	36.6	128.6

### 10.2. Résultats individuels





	Gymnaste	Equipe	Annee					Total
1	MAULNY AGATHE	Cerny	2004	12.1	13.5	13.0	13.2	51.8
2	VIXAMAR IRIS	Les Clayes	2006	11.2	12.5	11.6	12.8	48.1
3	LA FONTA LUCILE	Les Clayes	2006	10.8	11.2	12.8	13.0	47.8
4	GABOUZE KATIA *	Boulogne 1 (indiv) (indiv)	2008	12.7	12.6	9.3	12.0	46.6
5	LEFEBVRE GARANCE	Cerny	2005	10.6	11.4	11.6	11.4	45.0
6	PHILIPPE ALYCIA	Les Clayes	2006	10.2	9.9	12.2	11.6	43.9
7	GALIBERT CLARA	Gargenville	2007	10.9	8.2	11.3	12.7	43.1
8	LEFEBVRE CYLIA	Les Clayes	2008	9.9	10.7	9.1	12.3	42.0
9	CAILLAUD LOU-ANN	Gargenville	2008	10.2	8.1	9.0	11.8	39.1
10	VOLLE INÈS	Gargenville	2008	9.4	9.3	9.2	10.5	38.4
11	VAUTHIER AMANDINE	Cerny	2004	9.8	5.0	10.0	11.3	36.1
	L'ACHIVER EMMA	Gargenville	2006	10.5	6.4	8.7	10.5	36.1
13	DIOMANDE EVA	Gargenville	2006	0.0	9.9	12.5	12.1	34.5
14	DUGOURGEOT LILA *	LOGNES (indiv)	2009	0.0	0.0	0.0	13.2	13.2
15	HADDANE SARAH	Les Clayes	2006	0.0	0.0	0.0	0.0	0.0
		Les Clayes	0	0.0	0.0	0.0	0.0	0.0
	RAMIREZ MARION	Cerny	2005	0.0	0.0	0.0	0.0	0.0
		Cerny	0	0.0	0.0	0.0	0.0	0.0
		Cerny	0	0.0	0.0	0.0	0.0	0.0
	CASSIER CANDICE	Gargenville	2006	0.0	0.0	0.0	0.0	0.0

## 11. FEMININ NIVEAU3 11-15 ans . SA\_DA (individuels)

### 11.1. Résultats par équipes





	Equipe	Club					Total
1	Les Clayes	78--Les Clayes de la Gym	33.6	36.6	35.9	36.0	142.1
2	Yerres	91--Gym club yerrois	33.4	33.2	36.7	35.8	139.1

### 11.2. Résultats individuels

	Gymnaste	Equipe	Annee					Total
1	WILLAY LOU	Les Clayes	2008	11.9	12.7	12.0	11.3	47.9
2	FONTAINE AMELIE	Les Clayes	2008	10.8	11.3	12.1	12.0	46.2
3	MODESTO ALBA *	Boulogne 1 (indiv) (indiv)	2007	10.2	12.0	12.2	11.6	46.0
4	JOUDOUX AMBRE	Yerres	2007	11.3	10.0	12.4	12.1	45.8
5	POTIEZ EMILIE	Yerres	2008	11.0	10.2	12.6	11.6	45.4
6	STALLAERTS LALIE	Yerres	2008	10.8	11.8	10.9	11.8	45.3
7	SHAM PRADERIO LISA	Les Clayes	2009	9.8	11.2	11.8	12.0	44.8
8	CASO SIMEON LEA	Les Clayes	2010	10.9	12.6	9.0	11.8	44.3
9	GALLIEN CALVET CAMILLE	Yerres	2007	11.1	11.2	9.1	11.9	43.3
10	BULCKE HELOISE	Yerres	2008	10.7	8.5	11.7	11.6	42.5
11	RIVIERE ALICE	Les Clayes	2008	9.8	10.8	9.3	12.0	41.9
12	DOS SANTOS LEANE	Les Clayes	2008	9.8	10.8	8.8	0.0	29.4
13		Yerres	0	0.0	0.0	0.0	0.0	0.0

## 12. FEMININ NIVEAU1 11 + . SA\_DA (individuels)

### 12.1. Résultats par équipes

	Equipe	Club					Total
1	Cergy	95--Cergy'm Club	39.9	37.8	36.5	38.6	152.8
2	A. Dreux	28--Alliance de dreux gymnastique	35.6	34.7	37.9	39.7	147.9
3	Champigny	94--RSCChampigny gym	33.2	36.3	37.3	35.8	142.6
4	Charenton	94--Envol Gym	35.5	37.0	33.1	35.2	140.8

### 12.2. Résultats individuels

	Gymnaste	Equipe	Annee					Total
1	DEVAUX CASSANDRE	Cergy	1998	13.4	13.0	13.2	12.2	51.8
2	ARDOUREL TAMERA	A. Dreux	2007	13.4	11.5	13.6	13.2	51.7
3	PARDO AWA	Cergy	2007	13.5	12.2	12.4	13.0	51.1
4	MAILLARD LOLA	Charenton	2000	12.5	13.5	12.2	12.6	50.8
5	BUFFIN ILANA	Champigny	2003	11.4	11.8	12.5	12.0	47.7
6	ABDOUL MELLEK MAYLIS	A. Dreux	2002	11.7	11.5	11.1	13.0	47.3
7	DAVOLI OLLIA	A. Dreux	1995	10.5	11.7	11.3	13.5	47.0
8	THOUVENIN KARINA	Charenton	1995	11.9	12.2	10.6	11.9	46.6
9	KIDIMBU TALAMAKU JAHELYNE	Champigny	2009	11.1	12.0	12.5	10.6	46.2
10	BUFFIN LOAN	Champigny	2007	10.7	11.0	11.4	12.2	45.3
11	GUILLEMARD JUSTINE	A. Dreux	2004	10.5	8.6	13.0	12.6	44.7
12	TEMPIER ROXANE	Champigny	2000	10.2	9.7	12.3	11.6	43.8
13	CHAN KUN WA ORIANNE	A. Dreux	2007	10.1	9.8	11.3	8.6	39.8
14	BARTHOLUS LISE	Charenton	1998	11.1	8.3	7.9	10.2	37.5
15	LE BALCH ELSIE	Cergy	1990	0.0	12.6	10.9	13.4	36.9
16	NICOLAS NEVA	Charenton	1999	0.0	11.3	10.3	10.7	32.3
17	LEMOINE LEA	Cergy	1993	13.0	10.7	0.0	8.5	32.2
18	KHARBACH SANÂ	Champigny	2006	0.0	12.5	0.0	0.0	12.5
19	YANOU BABO SHANA	Champigny	2007	0.0	0.0	10.6	0.0	10.6
20	FERENBACH ELSA	A. Dreux	2004	0.0	0.0	0.0	0.0	0.0
		Charenton	0	0.0	0.0	0.0	0.0	0.0
		Charenton	0	0.0	0.0	0.0	0.0	0.0
		Cergy	0	0.0	0.0	0.0	0.0	0.0
		Cergy	0	0.0	0.0	0.0	0.0	0.0

## 13. MASCULIN NIVEAU4 11 + . SA\_DA (individuels)

### 13.1. Résultats par équipes

	Equipe	Club							Total
1	Houilles	78--Avant-Garde de Houilles	34.9	33.1	35.0	33.2	37.3	37.5	211.0
2	Rungis	94--GCR RUNGIS	35.4	31.0	35.2	32.3	37.6	33.8	205.3
3	Dreux	28--Esperance drouaise	29.7	32.9	32.0	33.0	35.9	27.6	191.1
4	Beauchamp	95--Arabesque gymnique Beauchamp	34.3	30.7	31.7	31.0	35.1	27.0	189.8
5	Chatou	78--Chatou DynaGym	28.8	21.5	32.7	30.8	37.8	30.8	182.4
6	Plaisir	78--Etoile gymnique plaisiroise	0.0	0.0	0.0	0.0	0.0	0.0	0.0





### 13.2. Résultats individuels

	Gymnaste	Equipe	Annee							Total
1	TROUILLET BAPTISTE	Rungis	2004	12.6	9.8	12.8	11.2	13.1	12.9	72.4
2	BRENON ALEXIS	Beauchamp	1991	13.0	13.3	10.3	10.4	13.0	10.7	70.7
3	JURE STEVAN	Dreux	2003	12.2	12.6	12.1	12.5	12.6	8.3	70.3
4	LECLERC JULIEN	Houilles	1989	12.0	10.0	11.8	11.1	13.0	12.0	69.9
5	FOURMENT RAPHAEL	Houilles	2004	11.4	11.0	11.2	10.9	11.7	12.7	68.9
6	COURT NICOLAS	Houilles	1996	10.8	9.6	12.0	10.9	12.5	12.8	68.6
7	BOYER LEO *	Houilles (indiv)	1996	10.4	10.3	9.5	10.7	12.5	10.9	64.3
8	LE BLEVEC ELLIOT	Houilles	2003	10.7	9.8	9.6	10.3	11.8	11.9	64.1
9	LERMECHAIN ETIENNE	Houilles	2002	11.5	9.2	11.1	11.2	11.0	9.1	63.1
10	SPINOSA NATHAN	Rungis	2005	10.4	9.7	11.0	10.8	11.7	8.6	62.2
11	BOLE-FEYSOT YANN	Chatou	1971	9.1	7.9	10.4	10.3	12.7	11.7	62.1
12	MERLE SEAN	Chatou	2005	10.7	5.9	11.2	9.7	13.1	10.2	60.8
13	SUIGNARD MAXIME	Rungis	2002	12.4	11.5	11.4	0.0	12.8	12.3	60.4
14	NUNES BAPTISTE	Beauchamp	2003	11.7	9.5	10.9	9.9	10.9	7.4	60.3
15	HELIAS GRÉGORI	Chatou	2003	9.0	7.7	11.1	10.4	12.0	8.9	59.1
16	PIFFARA REMI	Dreux	1996	8.2	10.3	10.0	10.0	9.7	8.0	56.2
17	BOCK JEREMIE	Dreux	1996	9.3	9.8	0.0	10.5	12.3	11.3	53.2
18	HAMMACHE LILIAN	Beauchamp	2003	9.6	2.6	10.5	10.3	11.2	7.6	51.8
19	LEGROS-GARNIER VICTOR	Rungis	2007	9.8	8.0	6.8	10.3	10.1	6.3	51.3
20	THIERY ETIENNE	Rungis	2008	8.9	5.8	9.4	10.3	9.0	7.7	51.1
21	NARDY QUENTIN	Beauchamp	2004	9.3	7.9	7.3	9.2	9.8	7.3	50.8
22	OTMANI ADAM	Beauchamp	2007	7.3	5.8	6.8	10.3	9.0	8.7	47.9
23	MREJEN JOACHIM	Chatou	2003	8.2	4.6	4.9	10.1	5.7	6.6	40.1
24	GUTIERREZ NICOLAS	Houilles	1990	0.0	12.1	9.8	0.0	11.1	0.0	33.0
25	ROCCHI EDDY	Dreux	1984	0.0	6.9	9.5	0.0	11.0	0.0	27.4
26	THEBAULT GAYLORD	Dreux	1981	0.0	10.0	9.9	0.0	0.0	0.0	19.9
27		Beauchamp	0	0.0	0.0	0.0	0.0	0.0	0.0	0.0
	FERRETTO FLAVIAN *	Plessis paté 1 (indiv) (indiv)	2004	0.0	0.0	0.0	0.0	0.0	0.0	0.0
	BESTETTI THOMAS	Plaisir	1990	0.0	0.0	0.0	0.0	0.0	0.0	0.0
	LE CORRE TOM	Plaisir	2009	0.0	0.0	0.0	0.0	0.0	0.0	0.0
	PEREIRA JEAN	Plaisir	1970	0.0	0.0	0.0	0.0	0.0	0.0	0.0
	RESTIER DAVID	Plaisir	1971	0.0	0.0	0.0	0.0	0.0	0.0	0.0
		Plaisir	0	0.0	0.0	0.0	0.0	0.0	0.0	0.0
		Plaisir	0	0.0	0.0	0.0	0.0	0.0	0.0	0.0

LEGEAY COME	Dreux	2006	0.0	0.0	0.0	0.0	0.0	0.0	0.0	0.0
BATTIN KYLIAN	Rungis	2001	0.0	0.0	0.0	0.0	0.0	0.0	0.0	0.0
BONIN ANTOINE	Chatou	2004	0.0	0.0	0.0	0.0	0.0	0.0	0.0	0.0
GIRAUD MATHIEU	Chatou	1985	0.0	0.0	0.0	0.0	0.0	0.0	0.0	0.0

## 14. FEMININ NIVEAU4 7-14 ans . SA\_DA (individuels)

### 14.1. Résultats par équipes

	Equipe	Club					Total
1	Marcoussis	91--Asm	31.9	30.2	34.3	33.9	130.3
2	Cergy	95--Cergy'm Club	30.3	22.7	33.2	30.6	116.8
3	Draveil Gym	91--A'tous gym Draveil	30.6	29.0	33.0	20.0	112.6

### 14.2. Résultats individuels

	Gymnaste	Equipe	Annee					Total
1	BILLARAND CARA	Marcoussis	2009	10.2	11.6	11.7	12.1	45.6
2	COSTA ELOÏSE	Cergy	2008	9.9	11.3	11.5	10.6	43.3
3	DOUCET ZOÉ	Marcoussis	2013	11.0	9.2	10.8	11.3	42.3
4	CABARET FANTINE	Marcoussis	2009	10.4	9.4	11.4	10.5	41.7
5	FAUREL AIMEE	Draveil Gym	2014	10.7	9.3	11.4	10.2	41.6
6	HAMMACHI INES	Marcoussis	2014	10.5	7.9	10.3	10.5	39.2
7	BORTONE PASTORE GIULIA	Marcoussis	2009	10.4	7.4	11.2	9.7	38.7
8	XAVIR YSIA	Cergy	2013	10.6	4.8	10.9	11.4	37.7
9	BEZAUZT LOLA	Cergy	2008	9.8	6.6	10.8	8.6	35.8
10	CALLEWAERT AXELLE	Draveil Gym	2011	9.7	9.8	10.8	4.6	34.9
11	BIDAULT JEANNE	Draveil Gym	2010	10.0	9.9	9.9	2.5	32.3
12	FAUREL LOUISE	Draveil Gym	2011	9.9	4.9	10.8	5.2	30.8
13	WILLIAMS JUSTINE	Draveil Gym	2009	9.0	8.9	9.3	0.0	27.2
14	CALLEWAERT MORGANE	Draveil Gym	2012	8.0	0.0	5.9	3.3	17.2
15		Marcoussis	0	0.0	0.0	0.0	0.0	0.0
	AJROUD HANNAH	Cergy	2009	0.0	0.0	0.0	0.0	0.0
	LE GALL GIBOIN EVAELLE	Cergy	2011	0.0	0.0	0.0	0.0	0.0
		Cergy	0	0.0	0.0	0.0	0.0	0.0









## 15. MASCULIN NIVEAU3 11 + . SA\_DA (individuels)

### 15.1. Résultats par équipes







	Equipe	Club							Total
1	Houilles	78--Avant-Garde de Houilles	39.3	24.0	35.9	38.1	37.1	35.2	209.6
2	Dreux	28--Esperance drouaise	29.4	20.0	35.0	31.0	36.4	34.7	186.5
3	Plaisir	78--Etoile gymnique plaisiroise	31.5	23.3	33.8	33.8	31.9	19.4	173.7
4	Draveil TEAM	91--DRAVEIL Team tumbling Gymnastique	26.4	18.2	30.5	22.6	30.5	27.1	155.3

### 15.2. Résultats individuels







	Gymnaste	Equipe	Anne e							Total
1	PETIT YLIAN	Plaisir	1996	13.4	7.6	13.0	12.4	10.9	11.2	68.5
2	CACERES STEFAN	Dreux	1987	10.5	8.8	13.0	9.9	12.1	13.4	67.7
3	COURT ADRIEN	Houilles	1999	12.7	8.4	11.7	12.5	10.8	11.1	67.2
4	MASSAKA HERVYN	Houilles	2001	13.2	7.8	11.8	11.2	12.1	11.0	67.1
5	FERREIRA THOMAS	Houilles	2001	13.0	5.2	9.2	12.7	12.8	12.0	64.9
6	PICHON ALEXIS	Houilles	1999	9.4	7.8	9.4	12.9	12.2	11.2	62.9
7	DESMOTS SEBASTIEN	Houilles	1982	10.3	6.5	12.4	12.2	11.6	9.3	62.3
8	GAUTHIER THOMAS	Dreux	1995	9.7	5.0	10.3	11.3	11.8	12.0	60.1
9	LE TADIC THEO	Dreux	2002	9.2	6.2	11.7	9.8	12.5	9.3	58.7
10	LEGROS NOHE	Draveil TEAM	2008	12.3	2.7	10.8	12.2	9.7	8.7	56.4
11	FLORAC RODRIGUE	Plaisir	1997	8.7	6.4	11.3	10.4	11.5	3.6	51.9
12	DE FONDAUMIERE ANTHONY	Draveil TEAM	2001	0.0	10.4	12.6	0.0	12.0	11.3	46.3
13	GOREGUES LUCAS	Plaisir	1997	9.4	9.3	9.5	10.1	7.0	0.0	45.3
14	MONGIN CORENTIN	Draveil TEAM	2003	11.7	5.1	7.1	0.0	8.8	7.1	39.8
15	BENDJABALLAH MOHAMED	Houilles	1999	13.1	3.8	10.6	0.0	0.0	12.0	39.5
	LE LAN MORGAN	Plaisir	2005	0.0	4.9	9.5	11.0	9.5	4.6	39.5
17	GUEX FRANK	Draveil TEAM	1983	2.4	0.0	0.0	10.4	0.0	0.0	12.8
18	GERARD HUGO	Plaisir	1998	0.0	0.0	0.0	0.0	0.0	0.0	0.0
		Plaisir	0	0.0	0.0	0.0	0.0	0.0	0.0	0.0
	AUDRY SIMON	Dreux	1988	0.0	0.0	0.0	0.0	0.0	0.0	0.0
	DOS SANTOS THEO	Dreux	2001	0.0	0.0	0.0	0.0	0.0	0.0	0.0
		Dreux	0	0.0	0.0	0.0	0.0	0.0	0.0	0.0
		Draveil TEAM	0	0.0	0.0	0.0	0.0	0.0	0.0	0.0
		Draveil TEAM	0	0.0	0.0	0.0	0.0	0.0	0.0	0.0

## 16. MASCULIN NIVEAU1 11 + . SA\_DA (individuels)

### 16.1. Résultats par équipes








	Equipe	Club							Total
1	Athis Mons	91--Uso Athis Mons	33.8	24.5	35.3	36.4	28.3	26.8	185.1
2	Champigny	94--RSCChampigny gym	22.2	24.0	37.4	27.4	34.0	0.0	145.0

### 16.2. Résultats individuels







	Gymnaste	Equipe	Anne e							Total
1	COLLO AURELIEN	Athis Mons	2002	10.5	11.5	12.7	11.4	11.2	12.9	70.2
2	DUBARRY MATHEO	Athis Mons	1999	11.3	8.8	13.2	12.9	9.5	10.5	66.2
3	SOLANO ENZO	Champigny	2002	10.1	8.4	12.3	13.4	11.5	0.0	55.7
4	DE OLIVEIRA AYMERIC	Champigny	2005	12.1	6.0	12.0	14.0	11.2	0.0	55.3
5	ALLEK IDRIS	Athis Mons	2001	12.0	4.2	9.4	12.1	7.6	3.4	48.7
6	COUSIN NOE	Champigny	2004	0.0	9.6	13.1	0.0	11.3	0.0	34.0
7		Athis Mons	0	0.0	0.0	0.0	0.0	0.0	0.0	0.0
		Athis Mons	0	0.0	0.0	0.0	0.0	0.0	0.0	0.0
		Athis Mons	0	0.0	0.0	0.0	0.0	0.0	0.0	0.0
		Champigny	0	0.0	0.0	0.0	0.0	0.0	0.0	0.0
		Champigny	0	0.0	0.0	0.0	0.0	0.0	0.0	0.0
		Champigny	0	0.0	0.0	0.0	0.0	0.0	0.0	0.0

## 17. MASCULIN NIVEAU2 11 + . SIMPLE\_APPARTENANCE (individuels)

### 17.1. Résultats par équipes

	Equipe	Club								Total
1			0.0	0.0	0.0	0.0	0.0	0.0	0.0	0.0

### 17.2. Résultats individuels

	Gymnaste	Equipe	Année							Total
1	MASSE ANTOINE *	BEAUCHAMP	1995	11.6	7.8	9.9	11.4	11.5	10.9	63.1
2	1		0	0.0	0.0	0.0	0.0	0.0	0.0	0.0
	2		0	0.0	0.0	0.0	0.0	0.0	0.0	0.0
	3		0	0.0	0.0	0.0	0.0	0.0	0.0	0.0
	4		0	0.0	0.0	0.0	0.0	0.0	0.0	0.0
	5		0	0.0	0.0	0.0	0.0	0.0	0.0	0.0