





Résultats de la compétition
Régionaux IdeF
Houilles
7 et 8 mars 2020

1. FEMININ NIVEAU6 11-18 ans . SA_DA (individuels)

1.1. Résultats par équipes

| | Equipe | Club |  |  |  |  | Total |
|----|-------------------|------------------------------------|--|---|---|---|-------|
| 1 | Vaureal | 95--Egv | 40.7 | 42.7 | 42.5 | 39.6 | 165.5 |
| 2 | Montereau | 77--Cs montereau | 40.7 | 40.6 | 42.0 | 40.3 | 163.6 |
| 3 | Asnières | 92--Asnières Gymnastique | 39.1 | 40.7 | 40.4 | 43.0 | 163.2 |
| 4 | Ecuelles | 77--AVENIR GYM M.L.O. | 38.9 | 41.0 | 40.3 | 41.8 | 162.0 |
| 5 | Annet sur marne | 77--Annet sur marne | 39.0 | 38.3 | 41.3 | 42.9 | 161.5 |
| 6 | Fresnes 1 | 94--A.A.S. FRESNES | 38.2 | 37.5 | 39.9 | 41.3 | 156.9 |
| 7 | Jouy le moutier | 95--Ocjm | 37.8 | 37.3 | 37.8 | 41.2 | 154.1 |
| 8 | USY | 78--Union sportive des yvelines | 38.8 | 33.6 | 40.2 | 39.4 | 152.0 |
| 9 | Lagny sur marne 2 | 77--Elan gymnique de lagny | 36.8 | 32.6 | 39.2 | 40.8 | 149.4 |
| 10 | Morsang sur orge | 91--Morsang sur Orge | 34.8 | 30.3 | 33.6 | 38.2 | 136.9 |
| 11 | Fresnes 2 | 94--A.A.S. FRESNES | 27.5 | 26.7 | 31.6 | 36.5 | 122.3 |





1.2. Résultats individuels

| | Gymnaste | Equipe | Annee |  |  |  |  | Total |
|----|---------------------------|-----------------|-------|--|---|---|---|-------|
| 1 | MICHEL MAEVA | Jouy le moutier | 2003 | 10.8 | 11.2 | 10.5 | 11.2 | 43.7 |
| 2 | MELET MELODIE | Asnières | 2004 | 10.4 | 10.8 | 10.3 | 11.3 | 42.8 |
| 3 | BENSE SOLENE | Vaureal | 2005 | 10.1 | 10.6 | 11.2 | 10.3 | 42.2 |
| 4 | VILLARD LOLA | Montereau | 2004 | 9.7 | 11.0 | 11.1 | 10.1 | 41.9 |
| 5 | MARCHAL LOUISE | Ecuelles | 2003 | 8.9 | 10.9 | 10.9 | 10.5 | 41.2 |
| 6 | GOUBE JULIE | Annet sur marne | 2003 | 9.9 | 9.3 | 11.0 | 10.8 | 41.0 |
| 7 | SANOGO AMELYA | Vaureal | 2007 | 10.6 | 10.1 | 9.8 | 10.2 | 40.7 |
| | ALVES DA COSTA JULIA | Ecuelles | 2002 | 9.4 | 10.7 | 9.9 | 10.7 | 40.7 |
| | COURTOIS LOLA | Annet sur marne | 2004 | 9.7 | 9.3 | 11.0 | 10.7 | 40.7 |
| 10 | PRAYER FANNY | Montereau | 2004 | 10.3 | 9.9 | 10.7 | 9.7 | 40.6 |
| 11 | CARQUEVILLE LENIE | Ecuelles | 2007 | 9.7 | 9.9 | 10.7 | 10.2 | 40.5 |
| 12 | CHETIOUI MERIA | Asnières | 2006 | 9.6 | 10.0 | 10.0 | 10.8 | 40.4 |
| | CHIGNARDET ORIANA | Asnières | 2004 | 9.3 | 10.0 | 10.3 | 10.8 | 40.4 |
| | CHAUVEAU APOLLINE | Annet sur marne | 2006 | 9.8 | 10.3 | 9.3 | 11.0 | 40.4 |
| 15 | FIBLEUIL AYANE | Montereau | 2004 | 10.2 | 10.2 | 9.4 | 10.4 | 40.2 |
| 16 | ROUSSEAU LYLOU | Vaureal | 2004 | 9.6 | 10.4 | 9.0 | 11.1 | 40.1 |
| 17 | BLONDEL MANON | Vaureal | 2002 | 10.4 | 11.0 | 10.3 | 8.0 | 39.7 |
| 18 | CAL YAREN | Vaureal | 2006 | 9.6 | 10.7 | 11.2 | 7.9 | 39.4 |
| | DELANGE FLORA | Annet sur marne | 2003 | 9.6 | 9.4 | 10.0 | 10.4 | 39.4 |
| 20 | DOMINGUES EVA | Fresnes 1 | 2003 | 9.8 | 9.2 | 10.9 | 9.4 | 39.3 |
| | GOYVAERTS MAYLIS | Fresnes 1 | 2004 | 9.4 | 9.4 | 9.7 | 10.8 | 39.3 |
| 22 | BARBIN KINZY | Montereau | 2007 | 10.5 | 9.4 | 8.8 | 10.1 | 38.8 |
| | HAMMOUCHE MANON | Fresnes 1 | 2002 | 8.6 | 10.8 | 9.0 | 10.4 | 38.8 |
| 24 | SPIRA ELYNE | Jouy le moutier | 2008 | 9.5 | 8.5 | 10.2 | 10.3 | 38.5 |
| 25 | ZOU NAILY | Jouy le moutier | 2008 | 10.2 | 9.7 | 9.1 | 9.4 | 38.4 |
| 26 | SERRE BERTHILLE | Montereau | 2002 | 8.8 | 9.4 | 10.8 | 9.1 | 38.1 |
| | NIEL EMMA | Asnières | 2002 | 9.6 | 9.9 | 8.5 | 10.1 | 38.1 |
| 28 | VANDENABEELE GABRIELLE | USY | 2006 | 9.6 | 9.1 | 9.0 | 10.3 | 38.0 |
| 29 | DENIS TESSA | Ecuelles | 2003 | 9.9 | 8.9 | 8.8 | 10.0 | 37.6 |
| | BAKDACHE MARYA | Fresnes 1 | 2003 | 9.8 | 8.1 | 9.8 | 9.9 | 37.6 |
| 31 | ROSSIGNOL DHARMA | Annet sur marne | 2008 | 9.6 | 9.1 | 8.8 | 10.0 | 37.5 |
| 32 | PLANTEBLAT MARIE | USY | 2005 | 9.7 | 8.8 | 9.1 | 9.7 | 37.3 |
| | FAIVRE LOUAN | Ecuelles | 2005 | 9.0 | 9.4 | 8.5 | 10.4 | 37.3 |

| | | | | | | | | |
|----|---------------------|-------------------|------|------|-----|------|------|------|
| | CHARBONNIERAS LAURA | Lagny sur marne 2 | 2003 | 8.9 | 9.1 | 9.1 | 10.2 | 37.3 |
| 35 | CARNEIRO INES | Morsang sur orge | 2005 | 8.9 | 9.2 | 8.9 | 10.0 | 37.0 |
| 36 | PEREIRA-ALAOUI LINA | Ecuelles | 2005 | 9.9 | 9.5 | 7.7 | 9.8 | 36.9 |
| | LOUDUN MARIE-SARAH | Lagny sur marne 2 | 2003 | 10.1 | 8.0 | 8.2 | 10.6 | 36.9 |
| 38 | NAFAA MANEL | Montereau | 2008 | 9.1 | 9.5 | 9.2 | 8.7 | 36.5 |
| 39 | GAMBLIN LUCIE | USY | 2003 | 9.5 | 7.0 | 10.0 | 9.7 | 36.2 |
| 40 | BAUDEL ZOE | Lagny sur marne 2 | 2005 | 9.1 | 7.2 | 9.3 | 10.4 | 36.0 |
| | CHIAPPE MÉLISSA | Lagny sur marne 2 | 2007 | 7.8 | 8.3 | 10.5 | 9.4 | 36.0 |
| 42 | MILLAT CLOÉ | Morsang sur orge | 2004 | 9.3 | 7.0 | 9.6 | 9.8 | 35.7 |
| 43 | BIGNOLLES MAELYS | Asnières | 2003 | 9.5 | 6.8 | 9.5 | 9.4 | 35.2 |
| 44 | SECK BOUSSO | Lagny sur marne 2 | 2003 | 8.7 | 6.4 | 10.3 | 9.6 | 35.0 |
| 45 | MORAT AGLAE | USY | 2006 | 8.6 | 8.7 | 10.6 | 7.0 | 34.9 |
| 46 | CLEMENTIA JANICE | Jouy le moutier | 2001 | 7.3 | 7.9 | 8.0 | 10.3 | 33.5 |
| 47 | LALIOUI CHAHINEZE | Morsang sur orge | 2005 | 8.7 | 7.9 | 6.6 | 10.2 | 33.4 |
| 48 | PELLETER KLARA | Fresnes 2 | 2006 | 9.1 | 7.2 | 6.8 | 10.0 | 33.1 |
| 49 | BAMIERE LENA | Fresnes 2 | 2002 | 9.7 | 6.6 | 7.4 | 8.9 | 32.6 |
| 50 | BERNARD ELODIE | Fresnes 1 | 2003 | 9.2 | 3.4 | 9.5 | 10.2 | 32.3 |
| 51 | LEGRAND CHLOE | Morsang sur orge | 2002 | 7.9 | 6.2 | 8.5 | 8.2 | 30.8 |
| 52 | ALLAIN EMIE | USY | 2007 | 10.0 | 0.0 | 10.5 | 9.7 | 30.2 |
| 53 | MONNOT ROMANE | USY | 2007 | 7.4 | 4.5 | 8.9 | 8.2 | 29.0 |
| 54 | BRUNET LISE | Fresnes 2 | 2004 | 8.7 | 3.6 | 9.1 | 7.5 | 28.9 |
| 55 | CHAUMIEN LOIS | Asnières | 2006 | 9.2 | 0.0 | 9.8 | 9.2 | 28.2 |
| 56 | BAMIERE MELINE | Fresnes 2 | 2005 | 0.0 | 9.3 | 8.3 | 10.1 | 27.7 |
| 57 | DA SILVA AMELY | Lagny sur marne 2 | 2003 | 7.3 | 2.6 | 8.6 | 7.2 | 25.7 |
| 58 | GOMES MANON | Vaureal | 2005 | 7.5 | 2.6 | 8.5 | 5.4 | 24.0 |
| 59 | GOFFARD LISA | Jouy le moutier | 2003 | 0.0 | 7.1 | 0.0 | 0.0 | 7.1 |
| 60 | MARTINY ALISON | Jouy le moutier | 2002 | 0.0 | 0.0 | 0.0 | 0.0 | 0.0 |
| | ZHOU CHLOÉ | Fresnes 2 | 2007 | 0.0 | 0.0 | 0.0 | 0.0 | 0.0 |
| | BRUNA MARYLOU | Morsang sur orge | 2005 | 0.0 | 0.0 | 0.0 | 0.0 | 0.0 |
| | ROBILLARD THEANA | Morsang sur orge | 2004 | 0.0 | 0.0 | 0.0 | 0.0 | 0.0 |

2. FEMININ NIVEAU5 11-18 ans . SA_DA (individuels)

2.1. Résultats par équipes

| | Equipe | Club |  |  |  |  | Total |
|----|---------------------|---------------------------------------|--|---|---|---|-------|
| 1 | Brie comte robert 1 | 77--Scbgym | 41.3 | 42.5 | 44.9 | 44.7 | 173.4 |
| 2 | Draveil TTG | 91--DRAVEIL Team tumbling Gymnastique | 40.6 | 41.1 | 42.6 | 45.8 | 170.1 |
| 3 | St Chéron | 91--Elan gym st cheron | 40.0 | 43.3 | 42.8 | 43.5 | 169.6 |
| 4 | Plaisir | 78--Etoile gymnique plaisiroise | 41.6 | 42.4 | 41.0 | 42.9 | 167.9 |
| 5 | Marcoussis | 91--Asm | 39.3 | 42.4 | 40.4 | 44.4 | 166.5 |
| 6 | Boulogne | 92--Boulogne | 40.0 | 38.2 | 42.7 | 43.5 | 164.4 |
| 7 | Houilles | 78--Avant-Garde de Houilles | 41.6 | 39.0 | 40.4 | 42.1 | 163.1 |
| 8 | Nogent sur seine 2 | 10--Nogent sur Seine | 39.0 | 38.3 | 40.6 | 40.1 | 158.0 |
| 9 | Lisses | 91--Gymnastique sportive lisses | 38.9 | 36.9 | 39.3 | 40.4 | 155.5 |
| 10 | Lieusaint | 77--CERCLE GYMNIQUE LIEUSAINTAIS | 39.7 | 36.4 | 40.5 | 38.6 | 155.2 |
| 11 | Gargenville | 78--Espérance de gargenville | 37.6 | 39.6 | 40.7 | 36.1 | 154.0 |





2.2. Résultats individuels

| | Gymnaste | Equipe | Annee |  |  |  |  | Total |
|----|--------------------------|--------------------------|-------|--|---|---|---|-------|
| 1 | GOBY CHLOE * | Dammarie (indiv) (indiv) | 2002 | 10.9 | 11.6 | 10.8 | 11.4 | 44.7 |
| 2 | LEBLANC CAMILLE | Brie comte robert 1 | 2003 | 10.8 | 10.4 | 11.9 | 10.5 | 43.6 |
| 3 | REKAS LAURYNE | Brie comte robert 1 | 2006 | 9.5 | 11.5 | 11.3 | 11.1 | 43.4 |
| | NAULET DAPHNEE | Draveil TTG | 2002 | 10.1 | 11.0 | 10.9 | 11.4 | 43.4 |
| 5 | DELOPHONT TANYA | Plaisir | 2007 | 10.8 | 10.7 | 10.3 | 11.4 | 43.2 |
| 6 | DYMALA MAELYS | Draveil TTG | 2003 | 9.9 | 11.6 | 9.7 | 11.9 | 43.1 |
| 7 | BASCOUL SOLENE | Marcoussis | 2004 | 10.3 | 10.5 | 10.3 | 11.9 | 43.0 |
| 8 | CHARRON LOU ANNE | St Chéron | 2006 | 9.6 | 11.3 | 10.4 | 11.4 | 42.7 |
| 9 | BRETER ANAIS | Lieusaint | 2002 | 10.7 | 9.8 | 10.5 | 11.6 | 42.6 |
| 10 | REFFUVEILLE LOUISE | St Chéron | 2003 | 10.2 | 10.4 | 11.4 | 10.4 | 42.4 |
| 11 | SOLDO MARINA | Plaisir | 2001 | 10.5 | 9.8 | 10.7 | 11.3 | 42.3 |
| 12 | BAUCHER-MANUEL ELISA | Lisses | 2007 | 9.8 | 11.0 | 10.7 | 10.5 | 42.0 |
| | GOUIN PINTO JADE | Brie comte robert 1 | 2006 | 10.0 | 9.7 | 10.8 | 11.5 | 42.0 |
| | VAN DEN BORRE LEANA | Brie comte robert 1 | 2005 | 10.2 | 10.9 | 10.5 | 10.4 | 42.0 |
| | NAULET CANDICE | Draveil TTG | 2004 | 10.6 | 9.4 | 10.6 | 11.4 | 42.0 |
| 16 | LEROY MELINE | St Chéron | 2004 | 9.6 | 10.6 | 10.6 | 11.1 | 41.9 |
| 17 | MOSCA DE JESUS NAIS | Houilles | 2001 | 10.6 | 10.6 | 9.9 | 10.7 | 41.8 |
| 18 | REY LISA | Marcoussis | 2002 | 9.7 | 10.8 | 10.9 | 10.2 | 41.6 |
| 19 | BOURGEOIS MARINE | Brie comte robert 1 | 2003 | 9.7 | 9.7 | 10.9 | 11.0 | 41.3 |
| | LEGRAND LOUISE | Nogent sur seine 2 | 2004 | 9.6 | 10.7 | 10.0 | 11.0 | 41.3 |
| 21 | GUILLOU PARMENTIER MANON | St Chéron | 2004 | 10.2 | 11.0 | 10.4 | 9.5 | 41.1 |
| 22 | GILLES ISELINE | Plaisir | 2003 | 10.3 | 10.8 | 10.2 | 9.5 | 40.8 |
| 23 | BIGOT ROMANE | St Chéron | 2004 | 10.0 | 10.0 | 10.0 | 10.6 | 40.6 |
| 24 | THOMAS JULIETTE | Marcoussis | 2004 | 9.6 | 10.7 | 8.8 | 11.4 | 40.5 |
| | CLERIN ELSA | Nogent sur seine 2 | 2002 | 10.2 | 10.6 | 10.6 | 9.1 | 40.5 |
| 26 | HAZZAA FANNY | Draveil TTG | 2003 | 9.6 | 9.1 | 10.6 | 11.0 | 40.3 |
| 27 | LATASTE JULIETTE | Draveil TTG | 2005 | 10.0 | 8.6 | 10.5 | 11.1 | 40.2 |





| | | | | | | | | |
|----|-----------------------|---------------------|------|------|------|------|------|------|
| 28 | LOCHUS ENGIE | Marcoussis | 2004 | 9.1 | 10.4 | 10.4 | 10.1 | 40.0 |
| 29 | POREZ MELANIE | Boulogne | 2005 | 9.7 | 8.4 | 10.8 | 10.8 | 39.7 |
| 30 | TEIXEIRA ANAIS | Lisses | 2005 | 8.6 | 9.7 | 10.1 | 10.9 | 39.3 |
| | MAHE ZOE | Lieusaint | 2004 | 10.1 | 9.5 | 10.0 | 9.7 | 39.3 |
| | DUTTER GARANCE | Boulogne | 2008 | 10.4 | 9.7 | 9.3 | 9.9 | 39.3 |
| 33 | AUPIAIS LEA | Gargenville | 2004 | 9.7 | 9.3 | 10.5 | 9.6 | 39.1 |
| 34 | TANGHE MAELIS | Plaisir | 2003 | 10.0 | 11.1 | 8.5 | 9.4 | 39.0 |
| | MARIE CESCAUT MAILY | Boulogne | 2007 | 10.0 | 8.8 | 9.2 | 11.0 | 39.0 |
| 36 | DE MUYNCK LAURYNE | Gargenville | 2005 | 9.2 | 10.5 | 9.5 | 9.6 | 38.8 |
| 37 | ESTUBIER DIANE | Houilles | 2003 | 10.9 | 6.3 | 10.2 | 11.3 | 38.7 |
| | PENNACCHIO CHLOÉ | Houilles | 2004 | 9.4 | 8.8 | 10.4 | 10.1 | 38.7 |
| | RENAULT NINON | Plaisir | 2008 | 9.9 | 8.3 | 9.8 | 10.7 | 38.7 |
| 40 | COSTA MAEVA | Gargenville | 2002 | 9.3 | 8.9 | 11.1 | 9.2 | 38.5 |
| 41 | FAUCHER PHILIPPINES | Houilles | 2003 | 10.1 | 10.4 | 9.2 | 8.6 | 38.3 |
| 42 | DE BECKER PARROT LOLA | Houilles | 2002 | 10.0 | 9.2 | 9.9 | 9.1 | 38.2 |
| 43 | JAMMAYRAC ALIX | Boulogne | 2007 | 9.9 | 8.6 | 10.3 | 9.0 | 37.8 |
| 44 | GRANGER CLÉMENCE | Houilles | 2002 | 9.4 | 8.2 | 9.9 | 10.0 | 37.5 |
| | LE CHARLOTTE | Lisses | 2002 | 10.1 | 8.9 | 9.1 | 9.4 | 37.5 |
| | CALZOLARI JADE | Gargenville | 2004 | 9.3 | 10.9 | 9.6 | 7.7 | 37.5 |
| 47 | LENGARD CHLOE | Lieusaint | 2006 | 9.0 | 9.3 | 10.1 | 8.9 | 37.3 |
| 48 | MARIN DUBUARD ANDREA | Nogent sur seine 2 | 2004 | 9.9 | 7.5 | 9.7 | 9.7 | 36.8 |
| 49 | LOCHUS JADE | Marcoussis | 2004 | 9.7 | 9.2 | 7.2 | 10.2 | 36.3 |
| | PERO LENA | Brie comte robert 1 | 2007 | 10.3 | 7.8 | 7.1 | 11.1 | 36.3 |
| | LUIS PAULINE | Nogent sur seine 2 | 2005 | 9.1 | 8.8 | 10.3 | 8.1 | 36.3 |
| 52 | MANZANO CAPUCINE | Nogent sur seine 2 | 2004 | 9.3 | 8.2 | 8.4 | 10.3 | 36.2 |
| 53 | MALENFANT LALIE | Lisses | 2007 | 9.3 | 7.3 | 9.4 | 9.6 | 35.6 |
| 54 | MAPACK GLORIA | Lieusaint | 2005 | 9.5 | 6.0 | 9.9 | 8.4 | 33.8 |
| 55 | RIBEIRO LEA * | Houilles(indiv) | 2004 | 8.9 | 7.2 | 9.7 | 7.4 | 33.2 |
| 56 | FLOIRAC ALICIA | Lisses | 2008 | 9.7 | 3.6 | 7.6 | 7.4 | 28.3 |
| 57 | BONHORE PAULINE | Marcoussis | 2004 | 8.8 | 0.0 | 8.5 | 10.9 | 28.2 |
| 58 | LEPP MARIE | Boulogne | 2005 | 0.0 | 11.1 | 10.6 | 6.2 | 27.9 |
| 59 | GEERAERT LAURELYNE | Lisses | 2002 | 8.5 | 3.1 | 8.2 | 7.5 | 27.3 |
| 60 | GIUSTO CARLA | Lieusaint | 2003 | 9.4 | 7.8 | 8.5 | 0.0 | 25.7 |
| 61 | TAGAWA MAEVA | Boulogne | 2002 | 0.0 | 0.0 | 11.0 | 11.8 | 22.8 |
| 62 | GARDE ELISA | Gargenville | 2004 | 9.3 | 0.0 | 9.3 | 0.0 | 18.6 |
| 63 | SIMOES PRUDENCE | St Chéron | 2001 | 0.0 | 0.0 | 0.0 | 0.0 | 0.0 |
| | KOCH GWENAËLLE | Lieusaint | 2006 | 0.0 | 0.0 | 0.0 | 0.0 | 0.0 |

3. FEMININ NIVEAU5 7-12 ans . SA_DA (individuels)

3.1. Résultats par équipes

| | Equipe | Club |  |  |  |  | Total |
|----|-------------------|---|--|---|---|---|-------|
| 1 | Lognes | 77--Gym club de lognes | 42.2 | 43.5 | 43.7 | 40.8 | 170.2 |
| 2 | Les Clayes | 78--Les Clayes de la Gym | 40.8 | 41.5 | 44.5 | 38.0 | 164.8 |
| 3 | A. Dreux | 28--Alliance de dreux gymnastique | 42.1 | 39.8 | 43.1 | 39.7 | 164.7 |
| 4 | Chatou | 78--Chatou DynaGym | 40.7 | 40.8 | 43.2 | 38.2 | 162.9 |
| 5 | Les mureaux | 78--Les Mureaux | 40.9 | 40.4 | 44.2 | 36.8 | 162.3 |
| 6 | Draveil TTG | 91--DRAVEIL Team tumbling Gymnastique | 40.4 | 38.8 | 43.9 | 38.9 | 162.0 |
| 7 | Gonesse | 95--Association sportive et gymnique de gonesse | 41.4 | 38.1 | 45.0 | 37.2 | 161.7 |
| 8 | Gargenville | 78--Espérance de gargenville | 40.4 | 38.3 | 44.0 | 35.2 | 157.9 |
| 9 | Ecuelles | 77--AVENIR GYM M.L.O. | 37.6 | 38.8 | 42.2 | 38.7 | 157.3 |
| 10 | Asnières | 92--Asnières Gymnastique | 39.1 | 39.1 | 41.7 | 36.6 | 156.5 |
| 11 | Brie comte robert | 77--Scbgym | 39.7 | 37.2 | 43.1 | 36.2 | 156.2 |
| 12 | Champigny | 94--RSCChampigny gym | 42.8 | 34.4 | 41.5 | 36.4 | 155.1 |
| 13 | Morsang sur orge | 91--Morsang sur Orge | 39.2 | 35.1 | 41.6 | 35.5 | 151.4 |
| 14 | Conflans | 78--PLM C Gym | 39.1 | 35.5 | 39.2 | 37.3 | 151.1 |
| 15 | Provins | 77--Les manicous | 40.7 | 30.7 | 40.1 | 38.6 | 150.1 |
| 16 | Chilly Morangis | 91--Cgmc | 38.8 | 31.4 | 40.5 | 35.5 | 146.2 |

3.2. Résultats individuels







| | Gymnaste | Equipe | Annee |  |  |  |  | Total |
|----|---------------------------------|-------------------|-------|--|---|---|---|-------|
| 1 | DUGOURGEOT LILA | Lognes | 2009 | 11.2 | 11.4 | 11.7 | 11.3 | 45.6 |
| 2 | DOUKROU SHANNA | Gonesse | 2011 | 10.4 | 10.7 | 11.9 | 10.1 | 43.1 |
| 3 | YAHIAATENE CELIA | Gonesse | 2010 | 10.2 | 11.3 | 10.7 | 10.3 | 42.5 |
| 4 | DUBOIS AUREORE | Draveil TTG | 2009 | 10.8 | 10.4 | 11.0 | 10.2 | 42.4 |
| | MENDES DA GRAÇA NAIARA SOFIA | Les mureaux | 2009 | 10.8 | 10.6 | 11.4 | 9.6 | 42.4 |
| 6 | CHU KUN WA ORIANNE | A. Dreux | 2007 | 10.6 | 11.0 | 10.1 | 10.4 | 42.1 |
| | SARPEDON MATHILDE | Lognes | 2007 | 10.5 | 10.3 | 11.3 | 10.0 | 42.1 |
| 8 | ESSAKKAKI ALYA | Les Clayes | 2008 | 10.7 | 10.5 | 11.1 | 9.6 | 41.9 |
| 9 | ZADIGUE ELIA | Morsang sur orge | 2008 | 10.3 | 10.2 | 11.4 | 9.9 | 41.8 |
| 10 | BEZZETTO LANA | Lognes | 2010 | 10.0 | 10.9 | 10.2 | 10.5 | 41.6 |
| 11 | FONTAINE AMELIE | Les Clayes | 2008 | 10.5 | 10.5 | 11.5 | 9.0 | 41.5 |
| | VILAPLANA PALOMA | Conflans | 2009 | 11.0 | 9.5 | 10.0 | 11.0 | 41.5 |
| 13 | TOUILLET LISA | Brie comte robert | 2008 | 10.6 | 10.0 | 11.2 | 9.6 | 41.4 |
| 14 | GYARMATHY RACHEL | Chatou | 2007 | 10.7 | 10.4 | 10.2 | 9.8 | 41.1 |
| 15 | JEAN LOUIS SHANICE | Les mureaux | 2009 | 10.2 | 10.2 | 11.4 | 9.2 | 41.0 |
| 16 | LEBIGRE MELYNE | A. Dreux | 2008 | 10.6 | 9.7 | 10.3 | 10.3 | 40.9 |
| | URBAIN JOLENE | Chatou | 2007 | 9.7 | 10.3 | 11.1 | 9.8 | 40.9 |
| 18 | LORIC ENORA | Ecuelles | 2008 | 9.6 | 11.1 | 10.4 | 9.4 | 40.5 |
| 19 | WILLAY LOU | Les Clayes | 2008 | 9.9 | 10.3 | 10.3 | 9.9 | 40.4 |
| 20 | STAJIC ELENA | Les mureaux | 2007 | 9.9 | 10.6 | 10.6 | 9.2 | 40.3 |
| 21 | LIVE MATHILDE | Draveil TTG | 2009 | 9.7 | 10.3 | 10.7 | 9.5 | 40.2 |
| 22 | SEYS LINSAY | Provins | 2008 | 10.4 | 9.1 | 10.1 | 10.4 | 40.0 |

| | | | | | | | | |
|----|-----------------------------|-------------------|------|------|------|------|------|------|
| 23 | ASSOUMANI KHADIDJA | Asnières | 2009 | 9.9 | 9.7 | 10.6 | 9.7 | 39.9 |
| 24 | BABOIN ANGELINA | A. Dreux | 2008 | 10.2 | 8.4 | 11.1 | 10.1 | 39.8 |
| 25 | DUBOIS AMBRE | Draveil TTG | 2008 | 10.2 | 9.5 | 10.8 | 9.1 | 39.6 |
| 26 | NERON MAELIE | Chatou | 2008 | 10.0 | 9.3 | 10.8 | 9.4 | 39.5 |
| | VALMAGGIA SALA MAYA | Morsang sur orge | 2008 | 9.8 | 9.2 | 10.9 | 9.6 | 39.5 |
| 28 | FLEURY KELIA | Les Clayes | 2009 | 9.7 | 10.2 | 11.5 | 8.0 | 39.4 |
| | PETIT-LHERONDEL ROSE | Conflans | 2008 | 10.0 | 9.5 | 10.6 | 9.3 | 39.4 |
| | BA WOURY | Gargenville | 2009 | 9.9 | 9.7 | 11.1 | 8.7 | 39.4 |
| | GEDIE CHLOE | Asnières | 2009 | 10.4 | 10.1 | 10.0 | 8.9 | 39.4 |
| | GIQUEL GWENN | Ecuelles | 2009 | 9.4 | 9.3 | 10.9 | 9.8 | 39.4 |
| 33 | DALIS ELORA | Gargenville | 2008 | 9.9 | 9.2 | 10.5 | 9.7 | 39.3 |
| | YOR MISAKI | Draveil TTG | 2009 | 9.3 | 8.6 | 11.3 | 10.1 | 39.3 |
| 35 | ROUZEAU GARANCE | A. Dreux | 2008 | 10.4 | 8.3 | 11.6 | 8.9 | 39.2 |
| 36 | DOUMBIA MEÏTA | Champigny | 2009 | 10.1 | 9.9 | 9.5 | 9.6 | 39.1 |
| | MENIN TRESSY | Champigny | 2008 | 10.8 | 8.9 | 11.0 | 8.4 | 39.1 |
| 38 | LAMPIN LILWEN | Gargenville | 2007 | 9.4 | 10.7 | 10.9 | 8.0 | 39.0 |
| 39 | RIVIERE ALICE | Les Clayes | 2008 | 9.7 | 9.2 | 10.4 | 9.5 | 38.8 |
| 40 | EL OUADI RANIA | Gonesse | 2008 | 10.5 | 7.8 | 10.8 | 9.6 | 38.7 |
| | BOUDOUDOU YANA | Champigny | 2008 | 10.8 | 9.4 | 10.2 | 8.3 | 38.7 |
| 42 | RODRIGUEZ HASCOET KEISSY | Brie comte robert | 2009 | 9.6 | 9.0 | 10.5 | 9.5 | 38.6 |
| 43 | DERVAUX CAMILLE | Chatou | 2009 | 9.4 | 10.0 | 9.9 | 9.2 | 38.5 |
| 44 | DUPIED-FLORET MARGAUX | Chatou | 2007 | 9.9 | 8.5 | 10.6 | 9.0 | 38.0 |
| 45 | DUMY MANON | Brie comte robert | 2008 | 9.8 | 7.8 | 11.3 | 8.9 | 37.8 |
| 46 | HAMARD CHLOE | Ecuelles | 2010 | 9.5 | 8.5 | 10.3 | 9.4 | 37.7 |
| 47 | DOS SANTOS VICTORIA | Asnières | 2008 | 8.7 | 9.5 | 10.1 | 9.3 | 37.6 |
| 48 | COMTE ELLA | Gonesse | 2008 | 10.3 | 8.3 | 11.6 | 7.2 | 37.4 |
| | DELRIEU THEA | Asnières | 2008 | 9.8 | 9.8 | 10.3 | 7.5 | 37.4 |
| | ARTIS LOLA | Draveil TTG | 2008 | 9.7 | 7.8 | 10.8 | 9.1 | 37.4 |
| 51 | MATEUS KELLY | Gargenville | 2007 | 10.0 | 8.7 | 9.8 | 8.8 | 37.3 |
| | GOMES CERQUEIRA JOLIANA | Chilly Morangis | 2007 | 9.6 | 8.5 | 10.1 | 9.1 | 37.3 |
| 53 | AFFILÈ ANAËLLE | Chatou | 2007 | 10.1 | 10.1 | 10.7 | 6.3 | 37.2 |
| 54 | AMAZOUZ NAWEL | Les mureaux | 2010 | 10.0 | 7.5 | 10.8 | 8.8 | 37.1 |
| 55 | COPIN BERENICE | A. Dreux | 2008 | 9.4 | 9.6 | 9.4 | 8.6 | 37.0 |
| 56 | MAMBRUN-BURH LYLOU | Brie comte robert | 2008 | 9.7 | 8.9 | 10.1 | 8.2 | 36.9 |
| 57 | MAROT PRUNE | Provins | 2009 | 10.5 | 7.4 | 9.6 | 9.3 | 36.8 |
| | HAMMA DIANA | Lognes | 2009 | 10.5 | 10.9 | 8.1 | 7.3 | 36.8 |
| 59 | TOUMERT MELINA | Gargenville | 2007 | 10.3 | 8.3 | 11.2 | 6.9 | 36.7 |
| 60 | FOURGOUS SALOME | Brie comte robert | 2008 | 9.4 | 9.3 | 9.8 | 8.1 | 36.6 |
| 61 | REDON LOUANE | A. Dreux | 2010 | 10.5 | 9.5 | 9.9 | 6.5 | 36.4 |
| | BELHANI MERYAM | Asnières | 2008 | 9.0 | 8.0 | 10.7 | 8.7 | 36.4 |
| | STRENTA CAMILLE | Provins | 2008 | 10.3 | 6.8 | 9.5 | 9.8 | 36.4 |
| 64 | LOUIS MANON | Provins | 2008 | 9.5 | 7.4 | 10.1 | 9.1 | 36.1 |
| 65 | GASTRIN JEANNE | Chilly Morangis | 2007 | 10.0 | 9.5 | 9.6 | 6.6 | 35.7 |
| 66 | GUEUDIN MAELINE | Morsang sur orge | 2008 | 9.4 | 8.8 | 9.3 | 7.9 | 35.4 |
| 67 | BOURDIN LOANE | Conflans | 2008 | 9.0 | 8.2 | 8.4 | 9.2 | 34.8 |
| 68 | SYLVESTRO LYA | Ecuelles | 2009 | 8.9 | 5.2 | 10.3 | 10.1 | 34.5 |
| 69 | MARSEGAN CHLOE | Chilly Morangis | 2009 | 9.4 | 7.1 | 9.2 | 8.7 | 34.4 |
| 70 | MALLET MELYNA | Les mureaux | 2010 | 9.7 | 9.0 | 8.2 | 7.4 | 34.3 |
| 71 | RATENI NORHANE | Chilly Morangis | 2010 | 9.7 | 4.3 | 10.4 | 9.8 | 34.2 |
| 72 | PAULOS MÉLINA | Chilly Morangis | 2009 | 9.5 | 6.3 | 10.4 | 7.9 | 34.1 |
| 73 | BETREMA BOCENO NOA | Morsang sur orge | 2008 | 9.7 | 6.9 | 10.0 | 6.9 | 33.5 |
| 74 | BOYER CLELIE | Ecuelles | 2007 | 9.1 | 9.9 | 7.0 | 7.4 | 33.4 |
| 75 | SERIN ANOUK | Conflans | 2008 | 7.9 | 8.3 | 9.3 | 7.8 | 33.3 |
| 76 | LEFRANCOIS SHAINES | Conflans | 2009 | 8.9 | 7.9 | 9.1 | 7.2 | 33.1 |
| | LENOIR EMMA | Ecuelles | 2008 | 8.7 | 7.6 | 10.6 | 6.2 | 33.1 |







| | | | | | | | | |
|----|-----------------------|-------------------|------|------|-----|------|------|------|
| 78 | DUCLOS LISA | Provins | 2010 | 7.9 | 6.4 | 10.3 | 8.3 | 32.9 |
| 79 | REMY KORALYNN | Champigny | 2009 | 10.2 | 6.2 | 9.3 | 7.0 | 32.7 |
| 80 | ALAME NORA | Champigny | 2008 | 11.0 | 0.0 | 10.8 | 10.1 | 31.9 |
| 81 | OLIVEIRA LOU | Conflans | 2008 | 9.1 | 7.6 | 9.3 | 5.6 | 31.6 |
| 82 | CARPENTIER CLEMENTINE | Gargenville | 2007 | 10.2 | 1.6 | 10.8 | 7.7 | 30.3 |
| | DHAHOUA SAHRA | Brie comte robert | 2008 | 9.6 | 4.3 | 9.8 | 6.6 | 30.3 |
| 84 | TROOST LAUREEN | Morsang sur orge | 2009 | 8.4 | 5.0 | 8.2 | 8.1 | 29.7 |
| 85 | TILOULT ALICE | Asnières | 2008 | 0.0 | 6.2 | 9.3 | 7.8 | 23.3 |
| 86 | MELLERI LILOO | Provins | 2009 | 8.4 | 4.7 | 9.3 | -2.1 | 20.3 |
| 87 | OUFARA ANISSA | Lognes | 2009 | 0.0 | 0.0 | 10.5 | 0.0 | 10.5 |
| 88 | SIMAGA MEÏSSA | Lognes | 2009 | 0.0 | 0.0 | 0.0 | 9.0 | 9.0 |
| 89 | MEZERETTE LAURA | Les Clayes | 2008 | 0.0 | 0.0 | 0.0 | 0.0 | 0.0 |
| | LELOURD EMMY | Chilly Morangis | 2007 | 0.0 | 0.0 | 0.0 | 0.0 | 0.0 |
| | MELET MARION | Morsang sur orge | 2008 | 0.0 | 0.0 | 0.0 | 0.0 | 0.0 |
| | VANG LILINA | Draveil TTG | 2008 | 0.0 | 0.0 | 0.0 | 0.0 | 0.0 |
| | AATMAN MANEL | Les mureaux | 2008 | 0.0 | 0.0 | 0.0 | 0.0 | 0.0 |

4. MASCULIN NIVEAU6 7-10 ans . SA_DA (individuels)

4.1. Résultats par équipes

| | Equipe | Club |  |  |  |  |  |  | Total |
|---|-----------------------|----------------------------------|---|---|--|---|---|---|-------|
| 1 | Carrières sous poissy | 78--L'Entente Carrièreoise | 41.6 | 37.0 | 37.7 | 34.7 | 42.7 | 35.2 | 228.9 |
| 2 | Conflans | 78--PLM C Gym | 33.5 | 35.1 | 29.6 | 29.0 | 36.1 | 29.9 | 193.2 |
| 3 | Bray | 77--Club sportif braytois | 33.9 | 26.0 | 35.3 | 33.4 | 32.2 | 27.4 | 188.2 |
| 4 | Beauchamp | 95--Arabesque gymnique Beauchamp | 26.7 | 29.4 | 30.9 | 33.0 | 37.0 | 20.9 | 177.9 |
| 5 | Vaires 1 | 77--Us Vaires | 26.0 | 27.2 | 27.7 | 32.3 | 31.7 | 23.5 | 168.4 |
| 6 | Draveil Gym | 91--A'tous gym Draveil | 19.6 | 30.3 | 27.6 | 30.2 | 26.3 | 24.1 | 158.1 |
| 7 | Vaires 2 | 77--Us Vaires | 0.0 | 0.0 | 0.0 | 0.0 | 0.0 | 0.0 | 0.0 |

4.2. Résultats individuels

| | Gymnaste | Equipe | Année |  |  |  |  |  |  | Total |
|----|-----------------------|-----------------------|-------|---|--|---|---|---|---|-------|
| 1 | GUESPIN NOAH | Carrières sous poissy | 2009 | 10.5 | 9.4 | 9.9 | 8.9 | 10.6 | 10.3 | 59.6 |
| 2 | FEUGIER AURELIEN | Carrières sous poissy | 2010 | 10.5 | 9.4 | 7.6 | 8.8 | 11.4 | 9.2 | 56.9 |
| 3 | PAYEN VICTOR | Carrières sous poissy | 2011 | 10.5 | 9.4 | 10.0 | 9.3 | 10.8 | 5.2 | 55.2 |
| 4 | JEANJEAN THOMAS-RAYAN | Carrières sous poissy | 2012 | 9.9 | 8.8 | 9.5 | 7.2 | 9.9 | 7.8 | 53.1 |
| 5 | KUHN GAEL | Beauchamp | 2009 | 8.1 | 7.7 | 9.7 | 9.2 | 10.2 | 5.0 | 49.9 |
| | LEFEBVRE THEO | Conflans | 2012 | 7.8 | 8.3 | 8.4 | 7.7 | 10.2 | 7.5 | 49.9 |
| 7 | DAUTREMER OSCAR | Carrières sous poissy | 2010 | 9.9 | 7.0 | 7.6 | 7.7 | 9.5 | 7.9 | 49.6 |
| 8 | ZAGGOURY SAMUEL | Conflans | 2012 | 9.7 | 8.9 | 7.9 | 6.7 | 8.5 | 7.6 | 49.3 |
| 9 | NOWICKI LOUKA | Conflans | 2011 | 8.1 | 9.4 | 7.8 | 7.5 | 8.9 | 7.0 | 48.7 |
| 10 | MELKA BURDIAT LOU | Bray | 2011 | 7.5 | 7.1 | 9.4 | 8.3 | 7.8 | 7.5 | 47.6 |
| 11 | LEROY NATHAN | Bray | 2011 | 8.8 | 5.9 | 8.3 | 8.7 | 7.9 | 7.4 | 47.0 |
| 12 | RYKALA MATEO | Draveil Gym | 2010 | 5.4 | 8.6 | 8.9 | 7.7 | 9.1 | 6.9 | 46.6 |
| 13 | BOURCHET LOUIS | Draveil Gym | 2009 | 7.0 | 8.4 | 7.7 | 8.1 | 7.8 | 7.1 | 46.1 |
| 14 | BELGARDT MAXIME | Vaires 1 | 2010 | 5.3 | 7.5 | 8.6 | 8.9 | 7.7 | 6.1 | 44.1 |
| 15 | LOPEZ ALEXANDRE | Conflans | 2011 | 7.9 | 8.6 | 5.5 | 7.1 | 8.5 | 6.0 | 43.6 |
| 16 | MAUGEY GABRIEL | Vaires 1 | 2011 | 7.3 | 7.4 | 6.2 | 8.1 | 8.3 | 5.9 | 43.2 |
| | REAUX SAM | Bray | 2011 | 8.2 | 6.1 | 8.8 | 8.3 | 7.7 | 4.1 | 43.2 |
| 18 | ZOUAG TARIQ | Beauchamp | 2009 | 6.1 | 8.4 | 6.0 | 7.6 | 10.2 | 4.7 | 43.0 |
| 19 | EL ASSIOUI SALIM | Carrières sous poissy | 2012 | 10.1 | 7.7 | 8.3 | 7.0 | 9.2 | 0.0 | 42.3 |
| 20 | SCHLEMMER TOM | Beauchamp | 2010 | 6.9 | 6.5 | 8.9 | 7.8 | 7.0 | 4.8 | 41.9 |
| 21 | CASSOTTI ARTHUR | Bray | 2011 | 7.3 | 6.8 | 8.8 | 8.1 | 7.5 | 2.7 | 41.2 |
| 22 | REGINARD HUGO | Bray | 2011 | 7.2 | 5.7 | 6.0 | 7.7 | 8.8 | 5.6 | 41.0 |
| 23 | HALNA NATHEO | Bray | 2010 | 9.4 | 6.0 | 5.2 | 7.8 | 5.6 | 6.9 | 40.9 |
| 24 | PEREIRA MEIRELES SOAN | Vaires 1 | 2011 | 5.6 | 6.6 | 3.8 | 7.7 | 9.4 | 5.5 | 38.6 |
| 25 | GRIGNON EDEN | Beauchamp | 2010 | 2.4 | 7.1 | 5.5 | 8.4 | 8.6 | 6.4 | 38.4 |
| 26 | RECULET AMAURY | Vaires 1 | 2010 | 6.6 | 5.4 | 6.2 | 7.1 | 6.3 | 6.0 | 37.6 |
| 27 | LAURENT ESLEBAN | Vaires 1 | 2012 | 6.5 | 5.7 | 6.7 | 7.6 | 6.0 | 3.5 | 36.0 |
| 28 | BRABAN ILHAN | Beauchamp | 2011 | 5.6 | 3.8 | 6.3 | 7.6 | 8.0 | 4.4 | 35.7 |
| 29 | GENTY BAPTISTE | Draveil Gym | 2012 | 2.5 | 6.7 | 5.3 | 7.5 | 6.4 | 4.5 | 32.9 |

| | | | | | | | | | | |
|----|-----------------------------|-------------|------|-----|-----|-----|-----|-----|-----|------|
| 30 | CARVALHO CARDANA NICOLAS | Draveil Gym | 2012 | 4.7 | 6.9 | 5.7 | 6.9 | 3.0 | 5.6 | 32.8 |
| 31 | HUGER AYMERIC | Conflans | 2012 | 5.2 | 7.9 | 5.2 | 0.0 | 6.1 | 7.8 | 32.2 |
| 32 | MICHEL LIAM | Conflans | 2012 | 6.6 | 4.6 | 1.8 | 0.0 | 6.3 | 2.0 | 21.3 |
| 33 | RAIGNAULT TOM | Beauchamp | 2010 | 0.0 | 0.0 | 0.0 | 0.0 | 0.0 | 0.0 | 0.0 |
| | DANGLADE LUCAS | Draveil Gym | 2011 | 0.0 | 0.0 | 0.0 | 0.0 | 0.0 | 0.0 | 0.0 |
| | JUPITER LUCAS | Vaires 2 | 2011 | 0.0 | 0.0 | 0.0 | 0.0 | 0.0 | 0.0 | 0.0 |
| | LAURENT ESLEBAN | Vaires 2 | 2012 | 0.0 | 0.0 | 0.0 | 0.0 | 0.0 | 0.0 | 0.0 |
| | LAURENT ZAYANN | Vaires 2 | 2012 | 0.0 | 0.0 | 0.0 | 0.0 | 0.0 | 0.0 | 0.0 |
| | RECULET AMAURY | Vaires 2 | 2010 | 0.0 | 0.0 | 0.0 | 0.0 | 0.0 | 0.0 | 0.0 |
| | CONTI LUCAS | Vaires 1 | 2009 | 0.0 | 0.0 | 0.0 | 0.0 | 0.0 | 0.0 | 0.0 |

5. MASCULIN NIVEAU6 7-14 ans . SA_DA (individuels)

5.1. Résultats par équipes

| | Equipe | Club | | | | | | | Total |
|----|------------|----------------------------------|------|------|------|------|------|------|-------|
| 1 | Houdan | 78--Gym Club Houdanais | 40.4 | 34.2 | 37.3 | 37.5 | 42.4 | 36.2 | 228.0 |
| 2 | Champigny | 94--RSCChampigny gym | 40.6 | 38.7 | 35.9 | 35.9 | 41.8 | 35.0 | 227.9 |
| 3 | Brunoy | 91--Brunoy pyramide | 37.8 | 35.0 | 37.7 | 38.8 | 40.4 | 35.9 | 225.6 |
| 4 | Marcoussis | 91--Asm | 41.4 | 34.9 | 34.1 | 38.0 | 42.3 | 34.6 | 225.3 |
| 5 | Rungis | 94--GCR RUNGIS | 38.2 | 35.9 | 34.9 | 39.3 | 41.4 | 33.5 | 223.2 |
| 6 | Arpajon | 91--Esr arpajon | 43.3 | 30.3 | 32.9 | 39.8 | 40.7 | 34.1 | 221.1 |
| 7 | Orsay | 91--Caorsay | 40.1 | 35.0 | 37.3 | 36.1 | 39.8 | 30.5 | 218.8 |
| 8 | Conflans | 78--PLM C Gym | 37.9 | 35.4 | 35.3 | 32.1 | 41.1 | 27.5 | 209.3 |
| 9 | Dreux | 28--Esperance drouaise | 30.3 | 34.6 | 35.6 | 35.5 | 40.1 | 30.1 | 206.2 |
| 10 | Beauchamp | 95--Arabesque gymnique Beauchamp | 36.0 | 33.8 | 31.0 | 34.0 | 36.8 | 27.0 | 198.6 |
| 11 | Houilles | 78--Avant-Garde de Houilles | 34.0 | 31.5 | 34.4 | 34.8 | 38.7 | 23.2 | 196.6 |
| 12 | Athis Mons | 91--Uso Athis Mons | 30.7 | 27.5 | 23.9 | 25.0 | 31.8 | 25.7 | 164.6 |







5.2. Résultats individuels

| | Gymnaste | Equipe | Annee | | | | | | | Total |
|----|---------------------------|------------|-------|------|------|------|------|------|------|-------|
| 1 | LEGROS-GARNIER VICTOR | Rungis | 2007 | 9.1 | 10.6 | 9.7 | 10.8 | 11.2 | 9.7 | 61.1 |
| 2 | BELLEY ARTHUR | Champigny | 2009 | 10.5 | 10.5 | 9.3 | 9.6 | 11.3 | 9.8 | 61.0 |
| 3 | JACOMME ORIAN | Houdan | 2009 | 10.5 | 9.2 | 9.8 | 9.9 | 11.4 | 10.1 | 60.9 |
| 4 | FAY THOMAS | Conflans | 2009 | 10.7 | 9.9 | 9.4 | 9.7 | 11.0 | 9.7 | 60.4 |
| 5 | BEID SAMY | Champigny | 2007 | 10.1 | 10.8 | 9.3 | 9.3 | 10.7 | 10.0 | 60.2 |
| 6 | OMNES ALEXIS | Marcoussis | 2009 | 10.7 | 9.0 | 8.9 | 9.2 | 11.4 | 10.0 | 59.2 |
| 7 | PELLETIER TITOUAN | Orsay | 2010 | 10.1 | 8.9 | 9.5 | 9.5 | 10.9 | 9.9 | 58.8 |
| 8 | GUERIN JORIS | Athis Mons | 2011 | 10.2 | 10.6 | 8.5 | 8.9 | 11.1 | 9.3 | 58.6 |
| | THIERY ETIENNE | Rungis | 2008 | 10.4 | 9.4 | 9.9 | 9.8 | 11.0 | 8.1 | 58.6 |
| 10 | NKOUNKOU MOUMOUAMOU DUREL | Brunoy | 2009 | 10.3 | 8.4 | 9.7 | 10.3 | 10.7 | 8.4 | 57.8 |
| 11 | BELIER SACHA | Brunoy | 2010 | 10.4 | 9.6 | 9.0 | 9.6 | 9.7 | 9.4 | 57.7 |
| 12 | FIQUET MATHIS | Marcoussis | 2008 | 10.5 | 8.5 | 9.0 | 10.3 | 10.8 | 8.1 | 57.2 |
| | BOITEL LOÏS | Houdan | 2007 | 10.2 | 8.5 | 9.0 | 9.0 | 10.6 | 9.9 | 57.2 |
| 14 | VOYDIS SACHA | Houdan | 2007 | 10.3 | 8.5 | 9.5 | 9.4 | 10.3 | 8.2 | 56.2 |
| 15 | DE CARVALHO LUKA | Arpajon | 2008 | 11.1 | 8.4 | 8.1 | 9.9 | 10.0 | 8.0 | 55.5 |
| | GARCON TIBLE MATHEO | Brunoy | 2007 | 9.0 | 9.3 | 9.7 | 8.6 | 9.9 | 9.0 | 55.5 |
| 17 | LESAGE MARTIN | Orsay | 2007 | 9.6 | 9.2 | 10.6 | 9.1 | 9.7 | 7.0 | 55.2 |
| 18 | KHEFIF SOFIANE | Arpajon | 2008 | 9.2 | 7.3 | 8.5 | 10.4 | 10.2 | 9.4 | 55.0 |
| 19 | BAUDUIN LEBON ROHANN | Arpajon | 2009 | 10.9 | 7.1 | 7.9 | 10.4 | 10.4 | 8.1 | 54.8 |
| 20 | FLAMANT PHILIPPE | Champigny | 2010 | 11.1 | 9.0 | 8.4 | 8.6 | 10.0 | 7.6 | 54.7 |
| 21 | NOEL NOLAN | Athis Mons | 2011 | 9.9 | 9.0 | 7.5 | 8.5 | 10.5 | 8.9 | 54.3 |
| 22 | LARANJEIRO MARTIN MILO | Marcoussis | 2012 | 11.1 | 8.9 | 7.0 | 8.2 | 10.2 | 8.2 | 53.6 |
| 23 | NOEL LOUIS | Brunoy | 2008 | 7.5 | 7.7 | 9.3 | 9.7 | 9.8 | 9.1 | 53.1 |
| | GUILLEMARD CLEMENT | Dreux | 2010 | 7.5 | 8.6 | 9.9 | 9.0 | 10.6 | 7.5 | 53.1 |
| 25 | VAYSSE ILAN | Arpajon | 2009 | 10.4 | 6.8 | 8.0 | 9.1 | 10.1 | 8.6 | 53.0 |
| 26 | CHAIBELAINE HUGO | Rungis | 2007 | 9.7 | 7.8 | 8.5 | 9.3 | 9.7 | 7.9 | 52.9 |







| | | | | | | | | | | |
|----|-----------------------------|-----------------------------|------|------|-----|-----|------|------|-----|------|
| 27 | GLAVIER LILIAN | Marcoussis | 2008 | 8.1 | 8.5 | 9.2 | 10.0 | 9.9 | 7.1 | 52.8 |
| 28 | VUYLSTEKER Noah | Orsay | 2009 | 10.2 | 8.8 | 8.6 | 8.6 | 9.6 | 6.7 | 52.5 |
| 29 | LEITAO FLORIAN | Houdan | 2010 | 8.1 | 7.9 | 9.0 | 9.2 | 10.1 | 8.0 | 52.3 |
| 30 | GOMEZ ROMAN | Beauchamp | 2009 | 8.7 | 9.1 | 9.4 | 8.2 | 10.3 | 6.4 | 52.1 |
| | GUYOT PAUL | Dreux | 2010 | 7.1 | 9.2 | 8.9 | 8.4 | 10.5 | 8.0 | 52.1 |
| 32 | MURER-BERSHADSKIY ALEXANDRE | Champigny | 2008 | 8.9 | 8.4 | 8.8 | 8.4 | 9.8 | 7.6 | 51.9 |
| 33 | AZZOUNI WASSIM | Athis Mons | 2009 | 10.6 | 7.9 | 7.9 | 7.6 | 10.2 | 7.5 | 51.7 |
| 34 | ZYAT RAYENE | Arpajon | 2007 | 10.9 | 7.1 | 8.3 | 7.9 | 9.9 | 7.2 | 51.3 |
| 35 | OTMANI ADAM | Beauchamp | 2007 | 7.8 | 8.3 | 7.2 | 9.2 | 9.3 | 9.1 | 50.9 |
| 36 | GRANDCLER ALOIS | Rungis | 2010 | 9.0 | 7.9 | 6.6 | 9.4 | 9.5 | 7.8 | 50.2 |
| 37 | LEITE JAKOBSSON ALFONSE | Houilles | 2009 | 9.4 | 7.6 | 8.3 | 9.3 | 9.7 | 5.5 | 49.8 |
| 38 | JURE ETHAN | Dreux | 2010 | 7.3 | 8.8 | 8.4 | 8.8 | 10.0 | 6.3 | 49.6 |
| 39 | BOUZOMMITA BECHIR | Arpajon | 2008 | 8.8 | 7.5 | 7.3 | 8.3 | 9.6 | 8.0 | 49.5 |
| 40 | LANCEZEUX NOA | Brunoy | 2008 | 8.1 | 7.7 | 7.4 | 9.2 | 10.0 | 7.0 | 49.4 |
| 41 | PAUVERT MAXANCE | Beauchamp | 2010 | 9.8 | 8.9 | 8.0 | 8.0 | 8.4 | 6.0 | 49.1 |
| 42 | SENECHAL TOM | Dreux | 2010 | 7.5 | 8.0 | 8.4 | 8.3 | 9.0 | 7.8 | 49.0 |
| 43 | DUCHESNE MARIN | Orsay | 2011 | 8.4 | 6.7 | 8.6 | 8.7 | 9.6 | 6.9 | 48.9 |
| 44 | CAMICAS THEO | Conflans | 2009 | 10.4 | 8.3 | 8.7 | 7.1 | 10.2 | 3.9 | 48.6 |
| | BASTIE LUCAS | Houdan | 2008 | 9.4 | 7.4 | 8.7 | 8.9 | 9.1 | 5.1 | 48.6 |
| 46 | CAMICAS ADAM | Conflans | 2011 | 10.1 | 8.4 | 8.3 | 6.8 | 9.4 | 4.9 | 47.9 |
| 47 | OMONT CYPRIEN | Houilles | 2008 | 9.3 | 7.1 | 8.0 | 8.5 | 9.1 | 5.4 | 47.4 |
| 48 | KNELLER BENJAMIN | Houilles | 2007 | 6.8 | 8.1 | 7.9 | 8.5 | 10.4 | 5.5 | 47.2 |
| 49 | BERNEDE ANTONIN | Dreux | 2008 | 7.4 | 7.6 | 7.5 | 8.8 | 8.8 | 6.8 | 46.9 |
| 50 | CADIOT LUCAS | Houilles | 2008 | 7.8 | 6.8 | 8.8 | 8.1 | 9.5 | 5.8 | 46.8 |
| | BARTHELEMY AYMERIC | Marcoussis | 2011 | 8.9 | 5.9 | 7.0 | 8.5 | 8.2 | 8.3 | 46.8 |
| | COPEZ NOE | Conflans | 2008 | 4.1 | 8.8 | 8.9 | 8.5 | 9.7 | 6.8 | 46.8 |
| 53 | HATRY MALO | Orsay | 2010 | 8.0 | 8.1 | 6.9 | 8.8 | 8.8 | 5.8 | 46.4 |
| 54 | COLLET NATHAN * | Houilles (indiv) (indiv) | 2010 | 7.4 | 7.9 | 7.2 | 8.3 | 9.1 | 5.0 | 44.9 |
| 55 | PATY GABRIEL | Houilles | 2010 | 7.5 | 8.5 | 7.3 | 8.2 | 6.8 | 6.4 | 44.7 |
| 56 | LE BLEVEC ETHAN | Houilles | 2009 | 7.4 | 7.3 | 9.3 | 8.5 | 9.1 | 2.7 | 44.3 |
| 57 | MAILLARD TIMEO | Beauchamp | 2010 | 9.7 | 6.0 | 6.4 | 7.4 | 8.8 | 5.5 | 43.8 |
| 58 | LENGANIA-KOUBET KYNAN | Champigny | 2010 | 7.6 | 6.5 | 8.5 | 8.2 | 8.9 | 3.5 | 43.2 |
| 59 | PIVERT MATHIS | Rungis | 2008 | 7.2 | 8.0 | 6.8 | 7.5 | 8.5 | 4.8 | 42.8 |
| 60 | GUINET JULIEN | Orsay | 2009 | 10.2 | 7.3 | 2.7 | 8.3 | 8.2 | 5.9 | 42.6 |
| 61 | FLANDIN ACHILLE | Houdan | 2010 | 5.4 | 8.0 | 6.9 | 8.2 | 8.6 | 4.9 | 42.0 |
| 62 | BAGARD SIMON ANDRE | Marcoussis | 2012 | 9.1 | 5.0 | 5.6 | 7.8 | 7.0 | 6.4 | 40.9 |
| 63 | LE DOARE CYPRIEN | Beauchamp | 2009 | 5.3 | 7.5 | 5.5 | 8.6 | 8.2 | 4.8 | 39.9 |
| 64 | HERRMANN NOAH | Dreux | 2008 | 7.9 | 7.5 | 0.0 | 8.9 | 8.5 | 4.8 | 37.6 |
| 65 | HJORTH BALDER | Conflans | 2009 | 6.7 | 6.8 | 7.7 | 0.0 | 10.2 | 6.1 | 37.5 |
| 66 | REBOUCO AARON | Beauchamp | 2008 | 0.0 | 0.0 | 0.0 | 0.0 | 0.0 | 0.0 | 0.0 |
| | BAROUNE QUENTIN | Athis Mons | 2008 | 0.0 | 0.0 | 0.0 | 0.0 | 0.0 | 0.0 | 0.0 |
| | LELARD LOGAN | Athis Mons | 2005 | 0.0 | 0.0 | 0.0 | 0.0 | 0.0 | 0.0 | 0.0 |
| | ABRIKA YANI | Rungis | 2010 | 0.0 | 0.0 | 0.0 | 0.0 | 0.0 | 0.0 | 0.0 |
| | FERRARI ZAKARYA | Champigny | 2010 | 0.0 | 0.0 | 0.0 | 0.0 | 0.0 | 0.0 | 0.0 |

6. MASCULIN NIVEAU6 11 + . SA_DA (individuels)

6.1. Résultats par équipes





| | Equipe | Club |  |  |  |  |  |  | Total |
|---|---------|-------------|---|---|--|---|---|---|-------|
| 1 | Voisins | 78--Voisins | 35.4 | 27.6 | 32.0 | 39.6 | 39.1 | 35.8 | 209.5 |

6.2. Résultats individuels





| | Gymnaste | Equipe | Anne e |  |  |  |  |  |  | Total |
|---|-----------------|--|-----------|---|--|---|---|---|---|-------|
| 1 | ESANU IULIAN * | Houdan (indiv) (indiv) | 2004 | 9.8 | 8.6 | 10.0 | 9.9 | 10.8 | 9.9 | 59.0 |
| 2 | GAMBIER JULES * | Villeneuve sur Yonne (indiv) (indiv) | 2005 | 8.3 | 9.0 | 10.0 | 9.8 | 10.2 | 9.2 | 56.5 |
| 3 | MENARD LUCAS | Voisins | 2002 | 8.4 | 7.6 | 8.7 | 10.1 | 10.1 | 10.0 | 54.9 |
| 4 | BUDNIAK NICOLAS | Voisins | 2003 | 8.5 | 6.6 | 7.4 | 10.5 | 9.3 | 9.7 | 52.0 |
| 5 | NARDY QUENTIN * | Beauchamp (indiv) (indiv) | 2004 | 7.7 | 7.9 | 7.8 | 9.7 | 9.5 | 9.2 | 51.8 |
| 6 | BLASER JAMY | Voisins | 2008 | 10.8 | 6.7 | 8.1 | 9.3 | 9.4 | 7.4 | 51.7 |
| 7 | RODOLFO AMAURY | Voisins | 2006 | 7.7 | 6.7 | 7.8 | 9.7 | 10.3 | 8.7 | 50.9 |
| 8 | DALLE TIMOTHÉ | Voisins | 2003 | 0.0 | 0.0 | 0.0 | 0.0 | 0.0 | 0.0 | 0.0 |

7. FEMININ NIVEAU4 11-15 ans . SA_DA (individuels)

7.1. Résultats par équipes

| | Equipe | Club |  |  |  |  | Total |
|----|------------|-----------------------------------|--|---|---|---|-------|
| 1 | A. Dreux | 28--Alliance de dreux gymnastique | 33.1 | 37.1 | 34.2 | 37.3 | 141.7 |
| 2 | Lagny | 77--Elan gymnique de lagny | 31.9 | 37.1 | 33.2 | 35.1 | 137.3 |
| 3 | Conflans | 78--PLM C Gym | 31.5 | 36.5 | 32.2 | 35.8 | 136.0 |
| 4 | Vaires | 77--Us Vaires | 30.7 | 35.2 | 35.0 | 34.7 | 135.6 |
| 5 | Provins | 77--Les manicous | 29.7 | 34.5 | 34.4 | 36.9 | 135.5 |
| 6 | Yerres | 91--Gym club yerrois | 31.6 | 36.8 | 32.4 | 34.5 | 135.3 |
| 7 | Voisins | 78--Voisins | 31.2 | 34.2 | 33.1 | 35.6 | 134.1 |
| 8 | Lieusaint | 77--CERCLE GYMNIQUE LIEUSAINAIS | 30.9 | 35.1 | 32.3 | 34.8 | 133.1 |
| 9 | Menucourt | 95--Gym menucourtoise | 31.4 | 35.0 | 31.2 | 35.2 | 132.8 |
| 10 | Ecuelles | 77--AVENIR GYM M.L.O. | 31.2 | 34.4 | 30.7 | 35.3 | 131.6 |
| 11 | Les Clayes | 78--Les Clayes de la Gym | 30.2 | 34.9 | 31.4 | 34.5 | 131.0 |
| 12 | Osny | 95--Espoirs gymniques d'osny | 30.3 | 33.2 | 32.7 | 34.0 | 130.2 |
| 13 | Vaureal | 95--Egv | 30.2 | 35.1 | 32.3 | 31.8 | 129.4 |
| 14 | Houilles | 78--Avant-Garde de Houilles | 29.6 | 35.8 | 31.1 | 30.6 | 127.1 |
| 15 | Pontoise | 95--SPG Pontoise | 29.7 | 30.8 | 32.0 | 33.0 | 125.5 |
| 16 | Charenton | 94--Envol Gym | 29.2 | 30.9 | 26.2 | 30.3 | 116.6 |

7.2. Résultats individuels

| | Gymnaste | Equipe | Annee |  |  |  |  | Total |
|----|----------------------|---------------------------------|-------|--|---|---|---|-------|
| 1 | FRICHETEAU TAMERA | A. Dreux | 2007 | 11.4 | 12.4 | 11.0 | 12.7 | 47.5 |
| 2 | GROLLIMUND CALYPSO | Vaires | 2006 | 10.5 | 12.5 | 12.2 | 12.0 | 47.2 |
| 3 | MENNIG ELINOR | Voisins | 2005 | 10.7 | 12.1 | 11.5 | 12.5 | 46.8 |
| 4 | JURE ENOLA | A. Dreux | 2005 | 10.3 | 13.2 | 11.7 | 11.1 | 46.3 |
| 5 | PIERRON GAELLE | Conflans | 2006 | 10.5 | 12.0 | 11.7 | 11.9 | 46.1 |
| 6 | JOUDOUX AMBRE | Yerres | 2007 | 10.5 | 12.7 | 10.7 | 12.1 | 46.0 |
| 7 | KERVALLA MELISSA | Conflans | 2006 | 10.5 | 12.8 | 10.4 | 12.1 | 45.8 |
| | APEA BERNICE | Provins | 2006 | 9.6 | 11.7 | 12.1 | 12.4 | 45.8 |
| 9 | CARPENTIER CELIA | Ecuelles | 2004 | 10.4 | 12.6 | 10.4 | 12.1 | 45.5 |
| 10 | HONORIN LEHANE * | Val d Europe 77 (indiv) (indiv) | 2004 | 10.9 | 10.6 | 11.5 | 12.4 | 45.4 |
| 11 | CORRE EMILIE | A. Dreux | 2008 | 11.0 | 11.5 | 10.4 | 12.3 | 45.2 |
| | JARLOT FANTIN ORIANE | A. Dreux | 2007 | 10.7 | 10.7 | 11.5 | 12.3 | 45.2 |
| | PRINCE ALOUNY | Lagny | 2005 | 10.7 | 11.9 | 11.4 | 11.2 | 45.2 |
| 14 | AHOUANGONOU INES | Vaureal | 2007 | 10.5 | 12.4 | 11.6 | 10.2 | 44.7 |
| 15 | DUMAS GUILLEMETTE | Les Clayes | 2006 | 9.7 | 12.8 | 11.0 | 11.1 | 44.6 |
| | THIERY AMANDINE | Voisins | 2005 | 10.1 | 11.9 | 11.2 | 11.4 | 44.6 |
| | BOUTHEGOURD LUCILE | Menucourt | 2004 | 10.6 | 12.0 | 10.6 | 11.4 | 44.6 |
| 18 | MAROT FLEUR | Provins | 2005 | 10.0 | 10.8 | 10.8 | 12.6 | 44.2 |
| 19 | DUFOUR MARGOT | Vaires | 2006 | 9.7 | 10.8 | 11.8 | 11.8 | 44.1 |
| 20 | LOUIS ALIENOR * | Meulan (indiv) (indiv) | 2004 | 10.3 | 11.0 | 10.3 | 12.4 | 44.0 |
| 21 | VIGNAUD FLORINE | Osny | 2004 | 10.0 | 11.3 | 11.4 | 11.1 | 43.8 |
| 22 | GUERVILLE MAELINE | Lagny | 2006 | 9.9 | 12.7 | 9.5 | 11.6 | 43.7 |

| | | | | | | | | |
|----|--------------------------------|--------------------------------|------|------|------|------|------|------|
| | BOEFFARD FANNY | Menucourt | 2004 | 10.0 | 12.2 | 10.4 | 11.1 | 43.7 |
| 24 | REULIER TIPHAINE | Vaires | 2005 | 10.5 | 11.9 | 10.7 | 10.4 | 43.5 |
| | NASRI DELINA | Lieusaint | 2007 | 10.7 | 11.7 | 10.1 | 11.0 | 43.5 |
| 26 | LECOMTE MATHILDE | Lagny | 2006 | 10.0 | 11.0 | 11.0 | 11.3 | 43.3 |
| 27 | BOUVARD GARANCE | Lagny | 2004 | 10.9 | 10.0 | 10.1 | 12.2 | 43.2 |
| 28 | GUILLET THAIS | Conflans | 2007 | 10.0 | 11.2 | 10.1 | 11.8 | 43.1 |
| | GAUDY CHARLOTTE | Ecuelles | 2004 | 10.3 | 11.1 | 9.8 | 11.9 | 43.1 |
| | BARRE MAEVA | Provins | 2004 | 9.9 | 9.8 | 11.5 | 11.9 | 43.1 |
| 31 | BONHOMME MAELYS | Conflans | 2007 | 10.5 | 11.1 | 10.0 | 11.2 | 42.8 |
| 32 | THUILLIER FRANCESCA | Houilles | 2005 | 9.9 | 12.6 | 9.8 | 10.4 | 42.7 |
| 33 | ACELIN MEY-LYN | Vaureal | 2004 | 9.8 | 11.6 | 10.2 | 11.0 | 42.6 |
| | MAHE LISON | Lieusaint | 2006 | 9.9 | 9.2 | 11.3 | 12.2 | 42.6 |
| 35 | ANDRE ELEONORE | Conflans | 2006 | 10.3 | 11.7 | 9.7 | 10.8 | 42.5 |
| 36 | PERROT CLEMENCE | Osny | 2006 | 9.8 | 11.8 | 9.8 | 11.0 | 42.4 |
| 37 | BAILLIET LUCILLE | Osny | 2005 | 9.9 | 10.1 | 10.8 | 11.4 | 42.2 |
| 38 | MBOUKADIA VICTORIA | A. Dreux | 2008 | 10.4 | 9.8 | 10.4 | 11.1 | 41.7 |
| 39 | LE BRETON OCEANE | Lieusaint | 2007 | 10.0 | 10.6 | 9.5 | 11.4 | 41.5 |
| 40 | TUZI CHLOE | Ecuelles | 2005 | 10.0 | 10.7 | 10.5 | 10.2 | 41.4 |
| 41 | GALLIEN CALVET CAMILLE | Yerres | 2007 | 10.6 | 10.2 | 9.2 | 11.1 | 41.1 |
| | BOURSE CORALINE | Osny | 2004 | 10.1 | 10.0 | 10.5 | 10.5 | 41.1 |
| 43 | ROBERT SHAYANNE | A. Dreux | 2007 | 10.2 | 11.5 | 7.7 | 11.5 | 40.9 |
| | DAUNAY N'DOURI MANINI DELIA | Vaureal | 2004 | 9.8 | 11.1 | 10.5 | 9.5 | 40.9 |
| 45 | ARGENTIN CAMILLE | Voisins | 2005 | 10.0 | 10.2 | 9.5 | 11.1 | 40.8 |
| 46 | MADEC TIFENN | Les Clayes | 2005 | 8.1 | 9.8 | 10.5 | 12.3 | 40.7 |
| 47 | DUVIVIER ESTHER | Pontoise | 2006 | 9.3 | 10.8 | 9.7 | 10.8 | 40.6 |
| 48 | DIEULOUARD FAUSTINE | Les Clayes | 2007 | 10.1 | 11.3 | 8.9 | 10.2 | 40.5 |
| | LE BRUN LAURIANNE | Yerres | 2004 | 9.6 | 8.5 | 11.1 | 11.3 | 40.5 |
| | ANTISTE CAMILLE | Vaureal | 2005 | 9.8 | 11.1 | 9.0 | 10.6 | 40.5 |
| | CAPTAINNE CHLOE | Voisins | 2004 | 10.2 | 8.5 | 10.3 | 11.5 | 40.5 |
| 52 | QUEVA LAURE | Charenton | 2005 | 9.9 | 10.2 | 9.3 | 11.0 | 40.4 |
| 53 | BENSALEM NOOR | Pontoise | 2008 | 9.8 | 10.3 | 8.4 | 11.8 | 40.3 |
| | DENOUAL CLEMENCE | Lagny | 2004 | 10.3 | 9.4 | 10.5 | 10.1 | 40.3 |
| 55 | PEULTIER CANDICE | Vaires | 2005 | 9.6 | 10.8 | 11.0 | 8.8 | 40.2 |
| | RICHARD ELISA | Vaires | 2006 | 8.9 | 9.7 | 10.7 | 10.9 | 40.2 |
| 57 | ROBICHON EMMA | Les Clayes | 2006 | 9.6 | 10.8 | 9.9 | 9.8 | 40.1 |
| 58 | COHET LOANNE | Houilles | 2004 | 9.5 | 10.7 | 10.0 | 9.8 | 40.0 |
| | MALMONTET LEA | Menucourt | 2004 | 10.2 | 10.8 | 7.7 | 11.3 | 40.0 |
| 60 | RAMDANE SOHANE | Les Clayes | 2006 | 10.1 | 9.9 | 8.8 | 11.1 | 39.9 |
| 61 | BOUSSOL ALYCIA | Les Clayes | 2006 | 10.0 | 9.9 | 9.2 | 10.3 | 39.4 |
| 62 | RAMALINGOM LEANE | Menucourt | 2007 | 10.6 | 6.7 | 10.2 | 11.8 | 39.3 |
| 63 | HADJ LARBI LAHNA | Pontoise | 2007 | 9.6 | 9.4 | 10.7 | 9.5 | 39.2 |
| | BODAR MAELYS | Vaureal | 2005 | 9.9 | 10.6 | 9.0 | 9.7 | 39.2 |
| | DUNOYER EVA | Ecuelles | 2007 | 10.5 | 9.1 | 8.3 | 11.3 | 39.2 |
| 66 | HAMEL LANA | Yerres | 2005 | 10.5 | 11.9 | 5.9 | 10.6 | 38.9 |
| 67 | ABIE MAELYS | Osny | 2005 | 10.2 | 6.9 | 10.0 | 11.5 | 38.6 |
| | GARNIL LEA | Menucourt | 2004 | 10.0 | 7.4 | 9.2 | 12.0 | 38.6 |
| 69 | ROGE MORYGANE | Pontoise | 2005 | 9.8 | 6.7 | 11.6 | 10.4 | 38.5 |
| | CHERIFI NAËLLE | Charenton | 2005 | 10.2 | 10.2 | 8.5 | 9.6 | 38.5 |
| 71 | LATHIERE MARION | Voisins | 2004 | 9.8 | 6.3 | 10.4 | 11.6 | 38.1 |
| 72 | LENGARD LEA | Lieusaint | 2004 | 8.8 | 10.5 | 9.0 | 8.8 | 37.1 |
| 73 | LI SOPHIE | Voisins | 2005 | 10.3 | 7.1 | 8.2 | 11.3 | 36.9 |
| 74 | KEERSTOCK LOLA | Pontoise | 2007 | 10.1 | 9.7 | 7.7 | 9.2 | 36.7 |
| 75 | OUZZANE INES | Lieusaint | 2007 | 10.2 | 10.6 | 4.7 | 10.8 | 36.3 |
| 76 | LEFEVRE LOLA * | Les Mureaux (indiv) (indiv) | 2004 | 9.8 | 7.8 | 6.7 | 11.8 | 36.1 |

| | | | | | | | | |
|----|-------------------------|-----------|------|------|------|------|------|------|
| 77 | MARINI MAELYS | Houilles | 2006 | 9.8 | 4.5 | 10.6 | 10.4 | 35.3 |
| 78 | RAKOTONDRATRIMO LEA-ZOE | Lieusaint | 2006 | 0.0 | 12.8 | 10.9 | 11.2 | 34.9 |
| 79 | CHARLES SOLINE | Pontoise | 2007 | 9.8 | 5.6 | 9.3 | 10.1 | 34.8 |
| 80 | MALONDA EVA | Charenton | 2006 | 9.1 | 10.5 | 5.9 | 9.0 | 34.5 |
| 81 | MAROT PERLE | Provins | 2004 | 9.8 | 6.7 | 7.8 | 10.1 | 34.4 |
| 82 | HENRY VICTOIRE | Houilles | 2006 | 9.7 | 4.5 | 10.5 | 9.4 | 34.1 |
| 83 | MOUCHARD-PONTE MAËLINE | Lagny | 2005 | 0.0 | 12.5 | 10.8 | 10.7 | 34.0 |
| 84 | HURGON MARIE | Ecuelles | 2007 | 10.1 | 5.8 | 7.5 | 10.3 | 33.7 |
| 85 | AKROUCHE LÉA | Charenton | 2005 | 8.5 | 6.5 | 8.4 | 9.7 | 33.1 |
| 86 | PINTADO SAMANTHA | Houilles | 2005 | 8.2 | 5.0 | 9.9 | 9.6 | 32.7 |
| 87 | ROBIN MARGAUX | Houilles | 2006 | 9.9 | 12.5 | 0.0 | 9.8 | 32.2 |
| 88 | TONNEAU ZOÉ | Provins | 2006 | 9.2 | 12.0 | 9.8 | 0.0 | 31.0 |
| 89 | AUTRET MALENA | Charenton | 2006 | 8.6 | 6.9 | 6.4 | 8.4 | 30.3 |
| 90 | DELCLOQUE SOLENN | Yerres | 2005 | 0.0 | 12.2 | 10.6 | 0.0 | 22.8 |
| 91 | MEZIERE HELENA | Menucourt | 2004 | 0.0 | 4.0 | 8.0 | 9.2 | 21.2 |
| 92 | DAO LUNA | Conflans | 2006 | 0.0 | 0.0 | 0.0 | 0.0 | 0.0 |
| | | Vaires | 0 | 0.0 | 0.0 | 0.0 | 0.0 | 0.0 |
| | MORATILLE ALICIA | Yerres | 2007 | 0.0 | 0.0 | 0.0 | 0.0 | 0.0 |
| | | Osny | 0 | 0.0 | 0.0 | 0.0 | 0.0 | 0.0 |
| | | Vaureal | 0 | 0.0 | 0.0 | 0.0 | 0.0 | 0.0 |
| | | Ecuelles | 0 | 0.0 | 0.0 | 0.0 | 0.0 | 0.0 |
| | MARCHERAT COLYNE | Provins | 2005 | 0.0 | 0.0 | 0.0 | 0.0 | 0.0 |
| | | Charenton | 0 | 0.0 | 0.0 | 0.0 | 0.0 | 0.0 |

8. FEMININ NIVEAU6 11-18 ans . SA_DA (B) (individuels)

8.1. Résultats par équipes

| | Equipe | Club |  |  |  |  | Total |
|----|-------------------|------------------------------|--|---|---|---|-------|
| 1 | Chilly Morangis | 91--Cgmc | 40.4 | 43.4 | 39.4 | 44.6 | 167.8 |
| 2 | Lagny sur marne 1 | 77--Elan gymnique de lagny | 40.3 | 39.7 | 39.6 | 44.5 | 164.1 |
| 3 | Gargenville | 78--Espérance de gargenville | 39.6 | 41.5 | 37.7 | 45.0 | 163.8 |
| 4 | Osny 1 | 95--Espoirs gymniques d'osny | 40.6 | 41.1 | 37.3 | 44.4 | 163.4 |
| | Osny 2 | 95--Espoirs gymniques d'osny | 40.2 | 42.9 | 37.3 | 43.0 | 163.4 |
| 6 | Pontoise | 95--SPG Pontoise | 38.0 | 41.5 | 38.1 | 43.4 | 161.0 |
| 7 | Charenton | 94--Envol Gym | 38.8 | 41.1 | 37.7 | 42.8 | 160.4 |
| 8 | Vaires | 77--Us Vaires | 37.8 | 37.3 | 35.7 | 38.9 | 149.7 |
| 9 | Houilles | 78--Avant-Garde de Houilles | 36.2 | 35.1 | 35.1 | 42.4 | 148.8 |
| 10 | Brie comte robert | 77--Scbgym | 36.8 | 31.6 | 31.5 | 38.8 | 138.7 |
| 11 | Boulogne | 92--Boulogne | 37.5 | 33.2 | 26.1 | 40.0 | 136.8 |

8.2. Résultats individuels

| | Gymnaste | Equipe | Annee |  |  |  |  | Total |
|----|-------------------------|-------------------|-------|---|--|--|--|-------|
| 1 | ZAPATA CHLOÉ | Lagny sur marne 1 | 2002 | 10.4 | 10.1 | 10.4 | 11.6 | 42.5 |
| 2 | MAURICE CELIA | Chilly Morangis | 2005 | 10.3 | 11.3 | 9.3 | 11.3 | 42.2 |
| 3 | PERROT CHLOE | Osny 2 | 2003 | 10.7 | 11.0 | 9.2 | 11.1 | 42.0 |
| 4 | VERHOESTRAETE MANON | Chilly Morangis | 2005 | 9.6 | 10.8 | 9.7 | 11.3 | 41.4 |
| 5 | PERINA VALENTINE | Chilly Morangis | 2005 | 10.1 | 10.1 | 10.2 | 10.9 | 41.3 |
| 6 | BARBOSA JOANA | Vaires | 2004 | 9.3 | 10.8 | 9.8 | 11.3 | 41.2 |
| 7 | JOLIVET CLEMENCE | Gargenville | 2004 | 9.9 | 9.8 | 10.2 | 11.2 | 41.1 |
| 8 | JEOUIT IMENE | Osny 1 | 2005 | 9.2 | 10.9 | 9.9 | 10.9 | 40.9 |
| | GUITTON LOLA | Osny 2 | 2006 | 10.3 | 10.6 | 9.4 | 10.6 | 40.9 |
| 10 | ASTOLFI GONZALES LENA | Pontoise | 2005 | 9.5 | 10.1 | 10.4 | 10.8 | 40.8 |
| 11 | DUJARDIN SARAH | Osny 1 | 2005 | 10.4 | 10.5 | 8.6 | 11.2 | 40.7 |
| 12 | PITEL LILLY | Gargenville | 2005 | 10.0 | 11.3 | 8.1 | 11.2 | 40.6 |
| | BOURNEL LILY | Charenton | 2006 | 9.5 | 11.0 | 10.0 | 10.1 | 40.6 |
| 14 | TAVARES MONTEIRO SUELLY | Osny 1 | 2005 | 10.6 | 9.2 | 9.3 | 11.4 | 40.5 |
| 15 | SALIGOT AMANDINE | Gargenville | 2005 | 9.7 | 10.6 | 8.9 | 11.2 | 40.4 |
| 16 | ROY CLOE | Chilly Morangis | 2006 | 9.6 | 10.9 | 8.8 | 10.9 | 40.2 |
| 17 | FRAS ZELIE | Osny 1 | 2003 | 9.7 | 9.7 | 9.3 | 10.9 | 39.6 |
| | CHABBERT BOULHAN MANON | Osny 2 | 2006 | 9.5 | 10.7 | 8.9 | 10.5 | 39.6 |
| 19 | JOUALIN ELYNN | Osny 2 | 2006 | 9.7 | 10.2 | 8.9 | 10.7 | 39.5 |
| | HIRSCH LIORA | Charenton | 2006 | 9.6 | 10.2 | 9.3 | 10.4 | 39.5 |
| | MOUFLE FLORENCE | Charenton | 2002 | 9.9 | 10.4 | 8.6 | 10.6 | 39.5 |
| 22 | LANCE RICHARDOT SALOME | Pontoise | 2002 | 9.5 | 10.9 | 8.4 | 10.6 | 39.4 |
| 23 | SLIOSBERG ZELIE | Pontoise | 2007 | 8.8 | 10.3 | 9.4 | 10.7 | 39.2 |
| | NAPOLEON CASSANDRA | Lagny sur marne 1 | 2004 | 10.4 | 9.1 | 9.0 | 10.7 | 39.2 |
| 25 | GHAOUI EMMA | Osny 2 | 2006 | 8.4 | 10.6 | 9.7 | 10.4 | 39.1 |
| | RICHARD JUSTINE | Lagny sur marne 1 | 2004 | 10.0 | 8.3 | 9.7 | 11.1 | 39.1 |
| 27 | DALAT OCÉANE | Charenton | 2006 | 9.5 | 9.5 | 9.0 | 11.0 | 39.0 |

| | | | | | | | | |
|----|-------------------------|-------------------|------|------|------|------|------|------|
| 28 | KERRIEN JULIE | Gargenville | 2001 | 10.0 | 7.9 | 9.3 | 11.4 | 38.6 |
| 29 | PEIGNEN SELENE | Lagny sur marne 1 | 2005 | 9.5 | 10.0 | 9.3 | 9.7 | 38.5 |
| 30 | PRINCE AUREE | Houilles | 2003 | 8.6 | 9.2 | 9.2 | 11.1 | 38.1 |
| | FREI CLOE | Pontoise | 2007 | 9.4 | 10.2 | 9.0 | 9.5 | 38.1 |
| 32 | LANCE ELSA | Houilles | 2004 | 8.9 | 9.7 | 8.4 | 11.0 | 38.0 |
| 33 | NIEL ZOE | Osny 1 | 2005 | 9.0 | 10.0 | 8.8 | 10.1 | 37.9 |
| | LAMEYNARDIE ELIA | Pontoise | 2004 | 9.6 | 7.8 | 9.3 | 11.2 | 37.9 |
| 35 | COUTO AILEEN | Chilly Morangis | 2003 | 10.4 | 10.4 | 5.9 | 11.1 | 37.8 |
| 36 | VINCENT COLLEEN | Brie comte robert | 2003 | 9.6 | 9.6 | 7.8 | 10.2 | 37.2 |
| 37 | CHESTA CHLOE | Vaires | 2006 | 9.5 | 8.7 | 9.6 | 9.0 | 36.8 |
| 38 | LUCZAK WICTORIA | Boulogne | 2005 | 9.7 | 8.9 | 7.8 | 10.2 | 36.6 |
| 39 | DUBOURG MANON | Osny 1 | 2007 | 9.9 | 8.2 | 8.0 | 10.0 | 36.1 |
| | BORDERIES-BROUSSES ERIN | Gargenville | 2005 | 8.5 | 9.8 | 9.3 | 8.5 | 36.1 |
| 41 | BREST ALICIA | Chilly Morangis | 2004 | 9.4 | 5.4 | 10.2 | 10.8 | 35.8 |
| 42 | DURAY AGATHE | Charenton | 2006 | 9.8 | 5.6 | 9.4 | 10.8 | 35.6 |
| 43 | SAMSON ELODIE | Houilles | 2003 | 9.3 | 7.5 | 8.6 | 10.1 | 35.5 |
| 44 | HUET CERISE | Vaires | 2003 | 9.9 | 9.6 | 5.7 | 9.9 | 35.1 |
| 45 | CHERON JULIA | Brie comte robert | 2002 | 9.5 | 7.1 | 7.5 | 10.6 | 34.7 |
| | LALANDE JULIETTE | Boulogne | 2007 | 9.6 | 8.3 | 6.3 | 10.5 | 34.7 |
| 47 | DESQUESSSES MANON | Houilles | 2004 | 9.2 | 8.2 | 6.8 | 10.2 | 34.4 |
| 48 | DELION JEANNE | Pontoise | 2006 | 8.9 | 6.8 | 7.7 | 10.7 | 34.1 |
| 49 | CHATELIER CAMILLE | Vaires | 2007 | 9.1 | 8.2 | 7.9 | 8.7 | 33.9 |
| 50 | PERSICO ELOISE | Brie comte robert | 2005 | 9.6 | 5.8 | 8.7 | 8.9 | 33.0 |
| 51 | GONCALVES LENA | Houilles | 2004 | 8.8 | 8.0 | 8.9 | 7.2 | 32.9 |
| 52 | HUMEZ LOLA | Boulogne | 2003 | 8.7 | 8.6 | 6.0 | 9.3 | 32.6 |
| 53 | BOCQUET CANDICE | Lagny sur marne 1 | 2002 | 0.0 | 10.5 | 10.2 | 11.1 | 31.8 |
| 54 | PRUNEAU CLARA | Boulogne | 2004 | 9.4 | 4.6 | 6.0 | 10.0 | 30.0 |
| 55 | SICOT MAYA | Osny 2 | 2006 | 0.0 | 10.3 | 9.0 | 10.6 | 29.9 |
| 56 | DE BARRAU AGATHE | Boulogne | 2005 | 8.8 | 7.4 | 5.2 | 8.0 | 29.4 |
| 57 | DUBOURG CAMILLE | Brie comte robert | 2001 | 0.0 | 9.1 | 7.5 | 9.1 | 25.7 |
| | O'GARA-MIKOL LUCY | Charenton | 2006 | 7.9 | 0.0 | 8.3 | 9.5 | 25.7 |
| 59 | FEHLBAUM LUDIVINE | Vaires | 2006 | 8.0 | 0.0 | 8.4 | 6.5 | 22.9 |
| 60 | CAILLARD CAROLINE | Brie comte robert | 2005 | 8.1 | 0.0 | 6.7 | 7.6 | 22.4 |
| 61 | GATELET LISA | Vaires | 2004 | 0.0 | 0.0 | 0.0 | 0.0 | 0.0 |
| | ARNOLD CLEO | Lagny sur marne 1 | 2005 | 0.0 | 0.0 | 0.0 | 0.0 | 0.0 |
| | CORTES AGATHE | Brie comte robert | 2005 | 0.0 | 0.0 | 0.0 | 0.0 | 0.0 |
| | TEYNIER CLARA | Boulogne | 2003 | 0.0 | 0.0 | 0.0 | 0.0 | 0.0 |

9. MASCULIN NIVEAU5 7-14 ans . SA_DA (individuels)

9.1. Résultats par équipes

| | Equipe | Club | | | | | | | Total |
|----|-------------|------------------------------|------|------|------|------|------|------|-------|
| 1 | Brunoy | 91--Brunoy pyramide | 37.1 | 35.8 | 42.8 | 41.8 | 41.4 | 41.4 | 240.3 |
| 2 | Champigny | 94--RSCChampigny gym | 40.6 | 36.9 | 36.9 | 41.4 | 43.2 | 41.0 | 240.0 |
| 3 | Gargenville | 78--Espérance de gargenville | 42.1 | 33.9 | 40.4 | 42.3 | 40.9 | 38.8 | 238.4 |
| 4 | Dreux 2 | 28--Esperance drouaise | 37.3 | 40.6 | 39.4 | 40.4 | 40.0 | 36.0 | 233.7 |
| 5 | Les mureaux | 78--Les Mureaux | 35.8 | 34.9 | 38.1 | 39.8 | 39.3 | 39.5 | 227.4 |
| 6 | Conflans | 78--PLM C Gym | 41.5 | 30.6 | 39.3 | 40.9 | 39.2 | 35.7 | 227.2 |
| 7 | Houilles 2 | 78--Avant-Garde de Houilles | 37.5 | 32.6 | 37.6 | 38.3 | 43.1 | 37.3 | 226.4 |
| 8 | Dreux 1 | 28--Esperance drouaise | 34.8 | 27.7 | 33.6 | 38.7 | 33.4 | 36.9 | 205.1 |
| 9 | Houilles 1 | 78--Avant-Garde de Houilles | 29.5 | 32.8 | 32.0 | 36.6 | 37.0 | 32.8 | 200.7 |
| 10 | Chatou | 78--Chatou DynaGym | 24.4 | 19.9 | 23.4 | 37.4 | 30.5 | 20.5 | 156.1 |

9.2. Résultats individuels

| | Gymnaste | Equipe | Année | | | | | | | Total |
|----|-----------------------|---------------------------|-------|------|------|------|------|------|------|-------|
| 1 | HAFEZ ROBIN | Champigny | 2008 | 11.4 | 11.4 | 10.6 | 10.9 | 11.9 | 11.0 | 67.2 |
| 2 | IVANES PIERRE | Les mureaux | 2009 | 11.1 | 11.2 | 10.7 | 10.6 | 10.6 | 10.1 | 64.3 |
| 3 | WILHELM THOMAS | Brunoy | 2005 | 11.0 | 10.8 | 10.8 | 10.4 | 10.4 | 10.6 | 64.0 |
| 4 | SINTES VALENTIN | Champigny | 2008 | 9.7 | 9.2 | 11.0 | 10.0 | 11.7 | 10.6 | 62.2 |
| 5 | MARQUES COSTA MARTIN | Les mureaux | 2006 | 11.2 | 8.3 | 10.9 | 10.7 | 10.2 | 10.8 | 62.1 |
| 6 | IVANES NICOLAS | Les mureaux | 2006 | 10.1 | 11.0 | 9.9 | 9.9 | 10.8 | 10.2 | 61.9 |
| 7 | NARCY DORIAN | Brunoy | 2006 | 10.6 | 9.0 | 10.1 | 10.0 | 10.5 | 10.6 | 60.8 |
| 8 | THORAX DIMITRI | Gargenville | 2011 | 10.5 | 10.6 | 9.3 | 9.9 | 10.8 | 9.5 | 60.6 |
| 9 | LE LAN MORGAN * | Plaisir 1 (indiv) (indiv) | 2005 | 9.7 | 8.6 | 10.5 | 10.2 | 10.5 | 10.2 | 59.7 |
| | CIPAMBA EDEN-GUY | Dreux 1 | 2010 | 10.7 | 10.1 | 10.7 | 10.1 | 8.8 | 9.3 | 59.7 |
| 11 | PELLERIN CLEMENT | Gargenville | 2008 | 9.9 | 8.3 | 10.5 | 10.7 | 10.5 | 9.6 | 59.5 |
| 12 | FAYOLLE JÉRÉMY | Houilles 2 | 2006 | 10.2 | 8.5 | 9.7 | 8.9 | 11.4 | 10.4 | 59.1 |
| 13 | GUILLEMARD FLORIAN | Dreux 2 | 2007 | 8.9 | 10.3 | 10.0 | 10.0 | 10.7 | 9.1 | 59.0 |
| 14 | LEGEAY COME | Dreux 2 | 2006 | 8.3 | 9.7 | 11.4 | 9.6 | 9.8 | 9.8 | 58.6 |
| 15 | VARONA ALBAN | Brunoy | 2005 | 8.1 | 8.7 | 10.9 | 10.8 | 9.7 | 10.1 | 58.3 |
| 16 | LAINÉ TRISTAN | Dreux 2 | 2005 | 9.7 | 10.4 | 9.5 | 10.8 | 10.1 | 7.6 | 58.1 |
| 17 | DROUET KYLIAN | Gargenville | 2009 | 10.3 | 7.8 | 10.2 | 11.0 | 8.8 | 9.8 | 57.9 |
| 18 | CHEURFA LIAM | Conflans | 2007 | 9.5 | 7.5 | 9.8 | 11.1 | 10.1 | 9.8 | 57.8 |
| 19 | PAULAT SALLES TIMOTHE | Brunoy | 2007 | 7.4 | 7.3 | 11.0 | 10.6 | 10.8 | 10.1 | 57.2 |
| 20 | LE CORRE LEO * | Plaisir 2 (indiv) (indiv) | 2006 | 9.8 | 7.7 | 9.8 | 10.3 | 9.0 | 10.2 | 56.8 |
| 21 | BOYD SAM | Conflans | 2008 | 10.8 | 8.3 | 8.8 | 10.4 | 10.4 | 8.0 | 56.7 |
| | RACHID NAHEL | Gargenville | 2009 | 11.4 | 6.4 | 8.9 | 10.7 | 9.9 | 9.4 | 56.7 |
| 23 | DABILLY LEANDRE | Conflans | 2006 | 10.6 | 6.7 | 9.7 | 9.8 | 10.2 | 9.5 | 56.5 |
| 24 | CARRE LOUIS | Champigny | 2006 | 9.5 | 8.5 | 7.8 | 10.1 | 10.5 | 9.8 | 56.2 |
| 25 | WELLENSTEIN NOE | Houilles 2 | 2007 | 9.0 | 8.7 | 9.4 | 9.4 | 9.9 | 9.1 | 55.5 |
| 26 | TONDI LEANDRE | Gargenville | 2008 | 9.0 | 7.2 | 10.4 | 9.1 | 9.7 | 9.9 | 55.3 |
| 27 | JEUDY MARTIN | Houilles 2 | 2006 | 7.8 | 8.3 | 10.1 | 9.4 | 10.3 | 8.7 | 54.6 |
| | LE GOE GABIN | Dreux 2 | 2005 | 10.1 | 10.2 | 8.0 | 10.0 | 9.4 | 6.9 | 54.6 |





| | | | | | | | | | | |
|----|----------------------------|------------------------------|------|------|------|------|------|------|-----|------|
| 29 | GIL--BOYER PEYO | Champigny | 2009 | 10.0 | 7.8 | 7.5 | 10.4 | 9.1 | 9.6 | 54.4 |
| 30 | FOURNIER ELIOTT | Houilles 2 | 2006 | 9.5 | 7.1 | 7.7 | 9.4 | 11.3 | 9.1 | 54.1 |
| 31 | FERET IAN * | Plaisir 1 (indiv) (indiv) | 2007 | 9.5 | 8.3 | 8.3 | 10.8 | 8.5 | 8.6 | 54.0 |
| 32 | GAILLARD YVAIN | Dreux 1 | 2008 | 8.3 | 7.3 | 8.7 | 10.5 | 9.5 | 9.4 | 53.7 |
| 33 | ANGELIQUE ANTHONY * | Plaisir 1 (indiv) (indiv) | 2007 | 9.8 | 9.9 | 7.0 | 9.9 | 8.8 | 7.9 | 53.3 |
| 34 | BURGERT QUENTIN | Houilles 1 | 2008 | 9.2 | 10.0 | 8.5 | 8.8 | 8.9 | 7.7 | 53.1 |
| 35 | BOURG LUKA | Conflans | 2008 | 10.6 | 7.3 | 9.3 | 8.9 | 8.5 | 8.4 | 53.0 |
| 36 | LECOLLIER KYLLIAN | Conflans | 2005 | 9.0 | 7.5 | 10.5 | 9.6 | 7.8 | 7.5 | 51.9 |
| 37 | CAZEMAJOU TRISTAN | Houilles 1 | 2009 | 6.9 | 7.4 | 8.1 | 9.6 | 9.7 | 9.3 | 51.0 |
| 38 | AZEVEDO MIGUEL | Dreux 2 | 2006 | 8.6 | 6.5 | 8.5 | 9.1 | 8.4 | 9.5 | 50.6 |
| 39 | PRINCE ERWAN | Houilles 2 | 2006 | 8.8 | 4.7 | 8.4 | 10.1 | 8.8 | 7.7 | 48.5 |
| 40 | FLOURY EVAN | Chatou | 2008 | 10.7 | 5.6 | 6.7 | 10.1 | 7.6 | 7.2 | 47.9 |
| 41 | NYCKEES-O'MEARA MATHIAS | Houilles 1 | 2007 | 5.7 | 8.7 | 6.6 | 9.1 | 9.3 | 8.1 | 47.5 |
| 42 | GONCALVES MATIAS | Houilles 1 | 2007 | 7.2 | 6.4 | 7.8 | 9.1 | 9.1 | 6.8 | 46.4 |
| 43 | REUTER TRISTAN | Dreux 1 | 2008 | 7.0 | 6.3 | 7.7 | 8.1 | 8.1 | 8.9 | 46.1 |
| 44 | LIAIGRE CHARLY | Dreux 1 | 2008 | 8.8 | 4.0 | 6.5 | 9.3 | 6.6 | 9.3 | 44.5 |
| 45 | PRINCE JUSTIN | Houilles 2 | 2006 | 5.1 | 4.2 | 7.8 | 8.8 | 10.1 | 7.0 | 43.0 |
| 46 | ODAM NAOKI | Chatou | 2009 | 5.1 | 6.5 | 6.7 | 9.5 | 8.7 | 6.2 | 42.7 |
| 47 | HENCHOZ AUGUSTIN | Houilles 1 | 2009 | 5.2 | 4.9 | 7.6 | 8.7 | 8.4 | 7.7 | 42.5 |
| 48 | LARIVIERE PAUL | Houilles 1 | 2007 | 6.2 | 6.7 | 6.4 | 8.5 | 7.8 | 6.4 | 42.0 |
| 49 | JOVER MATYS | Chatou | 2007 | 4.9 | 5.4 | 8.3 | 9.5 | 8.5 | 4.5 | 41.1 |
| 50 | SENECHAL LUCAS | Dreux 1 | 2007 | 6.1 | 3.8 | 6.1 | 8.8 | 7.0 | 7.7 | 39.5 |
| 51 | FRANCOIS ALBAN | Les mureaux | 2010 | 3.4 | 4.4 | 6.6 | 8.6 | 7.7 | 8.4 | 39.1 |
| 52 | ROBILLARD CORENTIN | Gargenville | 2009 | 7.7 | 6.2 | 0.0 | 0.0 | 9.5 | 9.4 | 32.8 |
| 53 | KOSZYCZARZ YLAN | Chatou | 2012 | 3.7 | 2.4 | 1.6 | 7.9 | 4.4 | 2.6 | 22.6 |
| 54 | BOLE FEYSOT MICKAEL | Chatou | 2010 | 1.5 | 2.3 | 1.7 | 8.3 | 5.7 | 2.4 | 21.9 |
| 55 | TIZMI NEO | Dreux 1 | 2005 | 0.0 | 0.0 | 0.0 | 0.0 | 0.0 | 0.0 | 0.0 |
| | PHILIPPOT PAUL-LOU | Dreux 2 | 2005 | 0.0 | 0.0 | 0.0 | 0.0 | 0.0 | 0.0 | 0.0 |
| | FAY MAXIME | Conflans | 2006 | 0.0 | 0.0 | 0.0 | 0.0 | 0.0 | 0.0 | 0.0 |
| | TEMPIER TERRY | Champigny | 2006 | 0.0 | 0.0 | 0.0 | 0.0 | 0.0 | 0.0 | 0.0 |
| | BONNENFANT ESTEBAN | Les mureaux | 2008 | 0.0 | 0.0 | 0.0 | 0.0 | 0.0 | 0.0 | 0.0 |
| | VILCHES TIAGO | Les mureaux | 2009 | 0.0 | 0.0 | 0.0 | 0.0 | 0.0 | 0.0 | 0.0 |

10. FEMININ NIVEAU5 11-18 ans . SA_DA (B) (individuels)

10.1. Résultats par équipes

| | Equipe | Club |  |  |  |  | Total |
|----|---------------------|---------------------------------|--|---|---|---|-------|
| 1 | USY | 78--Union sportive des yvelines | 41.1 | 46.1 | 45.7 | 46.4 | 179.3 |
| 2 | Morsang sur orge | 91--Morsang sur Orge | 41.3 | 45.3 | 41.3 | 43.4 | 171.3 |
| 3 | Chatou | 78--Chatou DynaGym | 41.2 | 42.8 | 40.2 | 44.0 | 168.2 |
| 4 | Nogent sur seine 1 | 10--Nogent sur Seine | 38.6 | 43.1 | 43.3 | 42.8 | 167.8 |
| 5 | Voisins | 78--Voisins | 39.2 | 39.0 | 44.8 | 43.2 | 166.2 |
| 6 | Bievres | 91--Mjc Bièvres | 41.0 | 41.1 | 38.8 | 42.1 | 163.0 |
| 7 | Osny | 95--Espoirs gymniques d'osny | 40.0 | 40.8 | 40.2 | 41.9 | 162.9 |
| 8 | Brunoy | 91--Brunoy pyramide | 36.5 | 44.4 | 42.3 | 38.3 | 161.5 |
| 9 | Brie comte robert 2 | 77--Scbgym | 36.3 | 42.5 | 39.6 | 40.1 | 158.5 |
| 10 | Mennecy | 91--Gymnastique Club Mennecy | 35.6 | 24.5 | 33.7 | 35.9 | 129.7 |





10.2. Résultats individuels

| | Gymnaste | Equipe | Annee |  |  |  |  | Total |
|----|--------------------------|---------------------|-------|--|---|---|---|-------|
| 1 | FOUREAU ALYSSIA | USY | 2003 | 10.4 | 11.9 | 11.4 | 11.7 | 45.4 |
| 2 | LOLLIEROU KLERVI | USY | 2002 | 10.6 | 12.0 | 11.0 | 11.5 | 45.1 |
| 3 | THEOPHILE EVA | Morsang sur orge | 2003 | 11.2 | 11.1 | 10.7 | 11.6 | 44.6 |
| 4 | FIORESE FANNY | USY | 2006 | 10.0 | 11.9 | 11.2 | 11.4 | 44.5 |
| 5 | BOULOGNE MANON | USY | 2005 | 9.9 | 10.2 | 11.8 | 11.3 | 43.2 |
| 6 | SICOT CHIARA | Osny | 2005 | 10.1 | 11.3 | 11.0 | 10.7 | 43.1 |
| | CHABOD CLEMENCE | Chatou | 2002 | 10.5 | 11.1 | 9.6 | 11.9 | 43.1 |
| 8 | DELAHAYS CHLOE | Chatou | 2004 | 11.1 | 10.0 | 10.6 | 11.2 | 42.9 |
| 9 | PHILIPPE CHLOE | Voisins | 2005 | 10.2 | 10.5 | 11.1 | 11.0 | 42.8 |
| | CORDIN MAE | Morsang sur orge | 2006 | 10.2 | 10.8 | 11.0 | 10.8 | 42.8 |
| 11 | VAUGEOIS CLARA | Nogent sur seine 1 | 2004 | 9.7 | 10.6 | 11.3 | 11.1 | 42.7 |
| 12 | AURIERES ROMY | Morsang sur orge | 2006 | 9.6 | 11.9 | 10.4 | 10.7 | 42.6 |
| 13 | MAISONNEUVE MATHILDE | Bievres | 2005 | 10.2 | 11.4 | 9.5 | 11.4 | 42.5 |
| 14 | DEBAST ILANA | Voisins | 2004 | 9.9 | 9.7 | 11.3 | 11.5 | 42.4 |
| 15 | JOUVET SATINE | USY | 2008 | 10.1 | 10.3 | 10.1 | 11.8 | 42.3 |
| 16 | FRAS ADELE | Osny | 2003 | 9.8 | 10.9 | 10.4 | 10.9 | 42.0 |
| | DURSUN CHAPUIS STELLA | Nogent sur seine 1 | 2007 | 9.7 | 11.4 | 10.0 | 10.9 | 42.0 |
| 18 | SERGEANT MARGAUX | Brunoy | 2003 | 9.9 | 11.8 | 9.9 | 10.2 | 41.8 |
| 19 | POUSSEROT CAMILLE | Brie comte robert 2 | 2004 | 9.7 | 10.9 | 10.9 | 10.1 | 41.6 |
| 20 | BOU YOUNES TANIA | Chatou | 2004 | 9.8 | 11.3 | 10.3 | 9.9 | 41.3 |
| | AURIERES LOIS | Morsang sur orge | 2004 | 10.3 | 11.5 | 9.2 | 10.3 | 41.3 |
| 22 | ALVES CINDY | Nogent sur seine 1 | 2002 | 8.8 | 10.5 | 11.3 | 10.5 | 41.1 |
| 23 | ALVES BEAULANT ANGELINA | Brie comte robert 2 | 2005 | 9.2 | 11.2 | 9.8 | 10.8 | 41.0 |
| 24 | GOMES DA SILVA ALEXANDRA | Osny | 2003 | 10.6 | 9.0 | 10.5 | 10.8 | 40.9 |
| | HERBILLON CLARA | Nogent sur seine 1 | 2005 | 10.4 | 10.3 | 9.9 | 10.3 | 40.9 |
| 26 | NETO RACHEL | Voisins | 2004 | 9.5 | 9.1 | 11.6 | 10.5 | 40.7 |
| 27 | AOUSTIN MELISSA | Bievres | 2006 | 10.0 | 10.2 | 10.7 | 9.7 | 40.6 |
| 28 | TIBI CAMILLE | Bievres | 2005 | 10.4 | 9.6 | 10.3 | 10.2 | 40.5 |
| 29 | BOURDILLAT TYPHAINE | Chatou | 2004 | 9.3 | 10.4 | 9.7 | 10.6 | 40.0 |
| 30 | LEGEAY ANGELINA | Voisins | 2004 | 9.1 | 9.7 | 10.8 | 10.2 | 39.8 |





| | | | | | | | | |
|----|---------------------------------|---------------------------|------|------|------|------|------|------|
| 31 | OPPICI CLEA | Brunoy | 2004 | 8.9 | 9.9 | 11.1 | 9.8 | 39.7 |
| 32 | JACQUEMIER LAETITIA | Nogent sur seine 1 | 2004 | 8.3 | 10.6 | 10.7 | 9.9 | 39.5 |
| 33 | GERENTON LÉONIE | Brie comte robert 2 | 2003 | 8.6 | 11.0 | 9.5 | 9.4 | 38.5 |
| 34 | MICHEL LUCIE | Chatou | 2002 | 9.8 | 9.8 | 9.4 | 9.3 | 38.3 |
| 35 | WILHELM MAEVA | Brunoy | 2005 | 8.3 | 10.2 | 10.9 | 8.8 | 38.2 |
| | MULLER CASSANDRE | USY | 2008 | 10.0 | 5.5 | 11.3 | 11.4 | 38.2 |
| 37 | CHERVIN ANNE LAURE | Bievres | 2003 | 9.0 | 9.9 | 8.3 | 10.8 | 38.0 |
| | BENCHETRAT SAÏNA | Morsang sur orge | 2006 | 8.7 | 10.6 | 9.2 | 9.5 | 38.0 |
| 39 | BERTHE LOU | Brie comte robert 2 | 2004 | 8.7 | 9.4 | 9.4 | 9.8 | 37.3 |
| 40 | OULEHRI ITTO | Brunoy | 2003 | 7.9 | 10.4 | 8.9 | 9.5 | 36.7 |
| 41 | GATTI SOLINE | Osny | 2002 | 9.5 | 9.5 | 8.3 | 9.1 | 36.4 |
| 42 | MOINEAU EMILIE | Chatou | 2005 | 9.0 | 6.2 | 9.4 | 10.3 | 34.9 |
| 43 | POUL SHANNON | Mennecy | 2007 | 8.6 | 8.5 | 8.1 | 9.6 | 34.8 |
| 44 | PARADE MANON | Osny | 2003 | 9.4 | 9.0 | 6.4 | 9.5 | 34.3 |
| 45 | GUERRIER ELSA | Brie comte robert 2 | 2005 | 8.7 | 9.2 | 7.9 | 8.3 | 34.1 |
| 46 | BROGNIART LILI | Bievres | 2005 | 10.4 | 8.5 | 8.0 | 7.1 | 34.0 |
| 47 | DE OLIVEIRA CARVALHO LOU-ANN | Mennecy | 2006 | 8.8 | 5.7 | 8.4 | 9.7 | 32.6 |
| 48 | CAMARA KÉLIA | Mennecy | 2004 | 9.3 | 6.3 | 8.2 | 8.7 | 32.5 |
| 49 | BEGGA CELIA | Brunoy | 2003 | 8.7 | 11.2 | 10.4 | 0.0 | 30.3 |
| 50 | BROGNIART BLANCHE | Bievres | 2006 | 8.3 | 8.5 | 7.9 | 5.4 | 30.1 |
| 51 | ALLAYAUD CHLOÉ | Mennecy | 2004 | 8.9 | 4.0 | 9.0 | 7.9 | 29.8 |
| 52 | PRUD'HOMME PAULINE * | Meulan (indiv) (indiv) | 2001 | 10.2 | 6.0 | 10.4 | 0.0 | 26.6 |
| 53 | GEYPELS ELENA | Voisins | 2005 | 9.6 | 7.3 | 0.0 | 9.6 | 26.5 |
| 54 | INACIO LARA | Osny | 2003 | 7.9 | 9.1 | 6.0 | 0.0 | 23.0 |
| 55 | COTTIN LOIS | Brunoy | 2002 | 9.0 | 11.0 | 0.0 | 0.0 | 20.0 |
| 56 | MOUYOKAKANI KARINA | Brie comte robert 2 | 2001 | 0.0 | 0.0 | 0.0 | 0.0 | 0.0 |
| | DIAZ CAMILLE | Voisins | 2003 | 0.0 | 0.0 | 0.0 | 0.0 | 0.0 |
| | INTIHAR CLOE | Nogent sur seine 1 | 2003 | 0.0 | 0.0 | 0.0 | 0.0 | 0.0 |
| | LEROY JULIE | Mennecy | 2002 | 0.0 | 0.0 | 0.0 | 0.0 | 0.0 |

11. FEMININ NIVEAU5 7-10 ans . SA_DA (individuels)

11.1. Résultats par équipes







| | Equipe | Club |  |  |  |  | Total |
|---|-----------|-------------------------------------|--|---|---|---|-------|
| 1 | Houdan | 78--Gym Club Houdanais | 39.8 | 39.0 | 40.7 | 35.5 | 155.0 |
| 2 | Lieusaint | 77--CERCLE GYMNIQUE LIEUSAINTAIS | 27.9 | 26.4 | 37.1 | 18.6 | 110.0 |

11.2. Résultats individuels







| | Gymnaste | Equipe | Annee |  |  |  |  | Total |
|----|-------------------------------|------------------------------------|-------|--|---|---|---|-------|
| 1 | HALLIER DE CARVALHO LISA * | Arpajon (indiv) (indiv) | 2009 | 11.0 | 11.2 | 10.6 | 10.0 | 42.8 |
| 2 | LANOTTE MARGAUX | Houdan | 2010 | 10.7 | 10.7 | 10.5 | 9.9 | 41.8 |
| 3 | JULIEN CAMILLE | Houdan | 2009 | 10.5 | 9.5 | 10.8 | 9.4 | 40.2 |
| 4 | GOB SARAH * | Moissy (indiv) (indiv) | 2009 | 9.9 | 9.3 | 11.0 | 9.8 | 40.0 |
| 5 | BLANJOUE JADE * | Arpajon (indiv) (indiv) | 2009 | 10.5 | 7.4 | 10.8 | 10.1 | 38.8 |
| 6 | OROSCO APOLLINE * | Houilles (indiv) (indiv) | 2009 | 10.8 | 8.0 | 10.8 | 9.1 | 38.7 |
| 7 | BEAUNEZ - ALLAIN MÉLINA | Houdan | 2009 | 9.6 | 9.9 | 10.4 | 7.9 | 37.8 |
| 8 | MATRAY EVA | Lieusaint | 2010 | 9.3 | 9.0 | 9.8 | 8.0 | 36.1 |
| 9 | LE BANNER MAËLINE | Houdan | 2010 | 9.0 | 7.9 | 9.0 | 8.3 | 34.2 |
| 10 | DEBRUYNE INÈS | Houdan | 2009 | 8.7 | 8.9 | 7.3 | 5.8 | 30.7 |
| 11 | ELIETTE RACHELLE | Lieusaint | 2009 | 9.6 | 5.4 | 10.5 | 3.4 | 28.9 |
| 12 | MANEA ELISE | Lieusaint | 2009 | 9.0 | 6.3 | 9.8 | 2.3 | 27.4 |
| 13 | MESSINA DINA | Lieusaint | 2009 | 0.0 | 5.7 | 7.0 | 4.9 | 17.6 |
| 14 | PAPEGAËY CHLOE * | Annet sur Marne (indiv) (indiv) | 2009 | 0.0 | 0.0 | 0.0 | 0.0 | 0.0 |
| | BILE WANER OLIVIA | Lieusaint | 2009 | 0.0 | 0.0 | 0.0 | 0.0 | 0.0 |

12. MASCULIN NIVEAU5 7-10 ans . SA_DA (individuels)

12.1. Résultats par équipes

| | Equipe | Club |  |  |  |  |  |  | Total |
|---|---------|---------------------------------|---|---|--|---|---|---|-------|
| 1 | Plaisir | 78--Etoile gymnique plaisiroise | 44.8 | 34.8 | 35.5 | 41.6 | 43.1 | 34.1 | 233.9 |
| 2 | Vaires | 77--Us Vaires | 40.3 | 34.2 | 31.4 | 36.6 | 40.4 | 35.2 | 218.1 |

12.2. Résultats individuels

| | Gymnaste | Equipe | Anne e |  |  |  |  |  |  | Total |
|----|-----------------|---------|-----------|---|--|---|---|---|---|-------|
| 1 | LEJEUNE LOIC | Plaisir | 2010 | 11.3 | 9.6 | 9.4 | 10.6 | 11.1 | 8.8 | 60.8 |
| 2 | VIEIRA TIAGO | Plaisir | 2009 | 11.4 | 8.3 | 9.5 | 10.8 | 10.4 | 8.7 | 59.1 |
| 3 | LE CORRE TOM | Plaisir | 2009 | 11.4 | 7.7 | 7.9 | 10.3 | 11.1 | 8.2 | 56.6 |
| 4 | RENAULT NOLAN | Plaisir | 2009 | 10.7 | 8.9 | 8.0 | 9.8 | 10.5 | 8.4 | 56.3 |
| 5 | LEBLANC TIMEO | Vaires | 2009 | 10.3 | 8.8 | 8.4 | 8.9 | 9.5 | 8.7 | 54.6 |
| 6 | TONI ROMEO | Vaires | 2010 | 9.3 | 8.2 | 7.7 | 9.7 | 10.3 | 9.2 | 54.4 |
| 7 | FADDEL LIAM | Vaires | 2011 | 10.4 | 8.7 | 7.9 | 8.4 | 10.0 | 8.1 | 53.5 |
| 8 | CHAGNOT MAXIME | Vaires | 2011 | 10.3 | 8.4 | 5.7 | 9.5 | 10.3 | 9.2 | 53.4 |
| 9 | KAUFMANN ARTHUR | Plaisir | 2010 | 9.0 | 7.4 | 8.6 | 9.9 | 9.9 | 7.0 | 51.8 |
| 10 | JALLET LOHAN | Plaisir | 2010 | 10.6 | 8.0 | 5.8 | 9.8 | 7.2 | 5.4 | 46.8 |
| 11 | LEBLANC MYLAN | Vaires | 2011 | 6.8 | 8.3 | 7.4 | 7.5 | 9.8 | 6.8 | 46.6 |
| 12 | WALCZAK BORIS | Vaires | 2010 | 8.1 | 7.2 | 6.8 | 8.5 | 8.0 | 6.2 | 44.8 |